



COUNTY OF MADERA
OFFICE OF THE TREASURER/TAX COLLECTOR
TRACY KENNEDY
200 W. 4th Street, 2nd Floor, Madera, CA 93637
Telephone: (559) 675-7713
e-mail: treasurer@maderacounty.com

MEMORANDUM

Date: October 9, 2024
To: Madera County Commingled Investment Pool Participants
From: Tracy Kennedy, Treasurer-Tax Collector
Subject: Investment Portfolio Summary – September 2024

REQUIREMENT

This report reflects the investment activity for the month ending September 30, 2024. It discloses pooled funds on deposit by type of investment, name of issuer, date of maturity, par value, and subtotal amounts invested for each sector held by the County Treasurer, including the market value provided by the custodial bank, Principal Custody Solutions.

In compliance with the Treasurer's Investment Policy dated January 1, 2024, and Government Code 53646 (b), the County Treasurer is, at a minimum, required to submit a quarterly investment report within 45 days following the end of each quarter. The Treasurer, however, elected to exceed the minimum requirement by increasing its frequency to a monthly report and disseminating it to all pool participants.

DISCUSSION

While the County Treasurer considers all economic conditions under advisement, the principal objective is to ensure adequate liquidity for every depositor and fulfill their expenditure obligations.

The portfolio is managed by the County Treasurer with the assistance of Meeder Public Funds. The objectives are *Safety, Liquidity, and Yield*, as the Investment Policy outlines. The Madera County Treasurer's Investment Policy is certified by the California Municipal Treasurer's Association (CMTA) and achieved a certified maximum score of 100%.

The *safety objective* is maintained by purchasing low-risk and high-quality investments based on the allowable investment instruments per Govt Code 53601.

The two largest sectors by percentage are Federal Agency investments, which the US Federal Government backs and makes up 43.1% of the portfolio. U.S. Treasuries, deemed the safest investment instruments, are 27.5%. The remaining 29.4% are comprised of various investment types, ensuring portfolio diversification. They include money market funds, JPA, commercial paper, supranational, corporate medium-term notes, municipal bonds, and a Bank of America interest account.

In order of importance, the third objective is *the yield or earning a market rate of return* following current fiscal and economic conditions while considering the County's constraints for investment risk and the portfolio's cash flow characteristics.

STATISTICS

Report Period	September 2024
Average Daily Portfolio Balance	\$978,202,197.64
Effective Rate of Return	3.74%
Book Value Sept 2023 to Sept 2024	↑ \$113.9 million
Total Monthly Interest Received	\$3,266,486.53

For your convenience, investment reports can be found on our website, maderacounty.com/treasurer.

Respectfully submitted,



Tracy Kennedy,
Treasurer-Tax Collector



Portfolio Management by Fund
Portfolio Management
Portfolio Summary
September 30, 2024

Madera County
 200 W. 4th Street
 Madera, CA 93637
 (559)675-7013

Investments	Par Value	Market Value	Book Value	% of Portfolio	Term	Days to Maturity	YTM
Medium Term Notes	192,984,000.00	187,135,187.96	185,706,989.19	18.50	1,352	979	3.986
Federal Agency Coupon Callables	228,285,714.29	221,300,502.86	225,492,947.71	22.46	1,519	465	1.736
Treasury Coupon Securities	285,000,000.00	278,120,670.00	275,782,797.30	27.47	1,371	959	3.679
Allspring Money Market Fund	16,723,165.35	16,723,165.35	16,723,165.35	1.67	1	1	5.130
Bank of America Interest Checking	10,051,585.69	10,051,585.69	10,051,585.69	1.00	1	1	2.000
CAMP: CA Asset Mgmt Program	71,219,552.92	71,219,552.92	71,219,552.92	7.09	1	1	5.290
Local Agency Investment Funds	210,938.21	210,938.21	210,938.21	0.02	1	1	4.575
Federal Agency Bullets	209,000,000.00	205,996,070.00	207,294,186.64	20.65	1,270	529	3.069
Municipal Bonds	6,244,969.00	6,244,969.00	6,244,969.00	0.62	6,381	3,867	3.583
Grant Anticipation Notes	5,276,156.25	5,276,156.25	5,276,156.25	0.53	881	305	2.228
	1,024,996,081.71	1,002,278,798.24	1,004,003,288.26	100.00%	1,274	684	3.287

Total Earnings	September 30 Month Ending	Fiscal Year To Date
Current Year	3,005,389.16	9,837,340.23
Average Daily Balance	978,202,197.64	996,422,863.01
Effective Rate of Return	3.74%	3.92%

Active Account Balance as of 09/30/2024: \$13,859,949.11.

PURSUANT TO GOVERNMENT CODE SECTION 53646:

- (b)(2) THE COUNTY'S PORTFOLIO IS IN COMPLIANCE WITH THE 2024 INVESTMENT POLICY VALID 01/01/2024 THROUGH 12/31/2024.
- (b)(3) THE MADERA COUNTY CO-MINGLED INVESTMENT POOL IS ABLE TO MEET THE POOL'S EXPENDITURE REQUIREMENTS FOR THE NEXT SIX MONTHS.
- (b)(1) MARKET VALUE SOURCE: PRINCIPAL CUSTODY SOLUTIONS.

Tracy Kennedy 10-9-24

Tracy Kennedy, Treasurer-Tax Collector

Portfolio Management by Fund
Portfolio Management
Portfolio Details - Investments
September 30, 2024

CUSIP	Investment #	Issuer	Average Balance	Purchase Date	Par Value	Market Value	Book Value	Stated Rate	Days to Maturity	YTM Moody's	Maturity Date
Medium Term Notes											
037833DT4	1895	APPLE INC.		01/12/2024	5,000,000.00	4,898,850.00	4,825,896.03	1.125	222	4.759	Aaa 05/11/2025
24422EWW5	1872	John Deere		10/26/2023	5,000,000.00	5,021,250.00	4,981,441.38	4.950	248	5.339	A1 06/06/2025
037833DX5	1740	APPLE INC.		06/28/2021	3,000,000.00	2,907,540.00	2,992,898.93	0.550	323	0.791	Aaa 08/20/2025
037833DX5	1757	APPLE INC.		09/30/2021	5,000,000.00	4,845,900.00	4,982,784.29	0.550	323	0.901	Aaa 08/20/2025
478160CN2	1830	Johnson & Johnson		01/12/2023	5,000,000.00	4,842,400.00	4,828,554.27	0.550	335	4.208	Aaa 09/01/2025
58933YAY1	1870	Merck & Co. Inc.		10/19/2023	4,200,000.00	4,019,946.00	3,928,859.93	0.750	511	5.389	A1 02/24/2026
023135BX3	1741	AMAZON.COM INC		06/28/2021	3,000,000.00	2,868,360.00	3,000,000.00	1.000	588	1.000	A1 05/12/2026
023135BX3	1789	AMAZON.COM INC		01/27/2022	5,000,000.00	4,780,600.00	4,944,077.67	1.000	588	1.580	A1 05/12/2026
89236TKT1	1916	Toyota		04/26/2024	5,000,000.00	5,036,050.00	4,931,881.40	4.450	594	5.175	A1 05/18/2026
89236TJK2	1756	Toyota		09/30/2021	7,000,000.00	6,673,800.00	6,989,810.18	1.125	625	1.200	A1 06/18/2026
594918BR4	1805	Microsoft Corp		04/25/2022	5,000,000.00	4,875,400.00	4,923,919.38	2.400	676	3.220	Aaa 08/08/2026
594918BR4	1899	Microsoft Corp		02/15/2024	5,000,000.00	4,875,400.00	4,791,538.63	2.400	676	4.630	Aaa 08/08/2026
14912L6T3	1844	Caterpillar		04/12/2023	5,000,000.00	4,862,750.00	4,831,578.95	2.400	677	4.222	A2 08/09/2026
24422EWA3	1782	John Deere		01/11/2022	1,500,000.00	1,426,155.00	1,496,850.00	1.700	832	1.788	A1 01/11/2027
24422EWA3	1783	John Deere		01/11/2022	2,000,000.00	1,901,540.00	1,995,800.00	1.700	832	1.788	A1 01/11/2027
24422EWA3	1784	John Deere		01/12/2022	3,000,000.00	2,852,310.00	2,994,296.83	1.700	832	1.780	A1 01/11/2027
89236TJV8	1896	Toyota		01/12/2024	5,000,000.00	4,776,050.00	4,691,331.64	1.900	834	4.571	A1 01/13/2027
24422EWD7	1859	John Deere		06/28/2023	5,000,000.00	4,814,550.00	4,731,691.73	2.350	888	4.713	A1 03/08/2027
89236TLY9	1922	Toyota		05/09/2024	5,000,000.00	5,124,050.00	5,004,063.11	5.000	899	4.963	A1 03/19/2027
037833CR9	1923	APPLE INC.		05/17/2024	10,000,000.00	9,866,300.00	9,609,166.33	3.200	952	4.637	Aaa 05/11/2027
023135BR6	1924	AMAZON.COM INC		06/21/2024	10,000,000.00	9,344,100.00	9,041,700.00	1.200	975	4.741	A1 06/03/2027
58933YBC8	1940	Merck & Co. Inc.		09/26/2024	5,000,000.00	4,737,850.00	4,774,227.78	1.700	982	3.664	A1 06/10/2027
14913R3A3	1871	Caterpillar		10/26/2023	5,000,000.00	4,968,800.00	4,762,573.94	3.600	1,045	5.369	A2 08/12/2027
89236THG3	1891	Toyota		01/05/2024	4,000,000.00	3,699,240.00	3,638,324.81	1.150	1,046	4.445	A1 08/13/2027
931142EX7	1892	WallMart		01/05/2024	4,000,000.00	4,027,600.00	3,965,413.90	3.950	1,073	4.263	Aa2 09/09/2027
437076BT8	1928	Home Depot Inc.		08/14/2024	5,000,000.00	4,858,400.00	4,805,672.97	2.800	1,078	4.194	A2 09/14/2027
06051GGA1	1880	Bk of America		12/04/2023	5,000,000.00	4,887,100.00	4,707,142.45	3.248	1,115	5.113	A1 10/21/2027
037833DK3	1836	APPLE INC.		02/06/2023	5,000,000.00	4,899,450.00	4,852,351.78	3.000	1,138	3.933	Aaa 11/13/2027
037833EC0	1879	APPLE INC.		12/04/2023	5,000,000.00	4,604,450.00	4,466,384.97	1.200	1,225	4.585	Aaa 02/08/2028
037833ET3	1887	APPLE INC.		12/22/2023	3,330,000.00	3,366,430.20	3,317,936.03	4.000	1,317	4.099	Aaa 05/10/2028
037833ET3	1894	APPLE INC.		01/12/2024	2,954,000.00	2,986,316.76	2,936,744.70	4.000	1,317	4.160	Aaa 05/10/2028
91324PDK5	1929	United Health Group Inc.		08/19/2024	5,000,000.00	4,981,050.00	4,958,422.22	3.850	1,353	4.283	A2 06/15/2028
931142ES8	1925	WallMart		07/02/2024	10,000,000.00	9,195,300.00	8,885,515.79	1.500	1,452	4.597	Aa2 09/22/2028
89236TLL7	1903	Toyota		03/14/2024	5,000,000.00	5,103,150.00	4,988,143.49	4.650	1,557	4.708	A1 01/05/2029
24422EXH7	1901	John Deere		03/06/2024	5,000,000.00	5,091,800.00	4,951,955.43	4.500	1,568	4.740	A1 01/16/2029
57636QAM6	1930	MasterCard		08/16/2024	10,000,000.00	9,581,600.00	9,586,458.33	2.950	1,704	4.050	Aa3 06/01/2029
57636QAM6	1932	MasterCard		08/29/2024	5,000,000.00	4,790,800.00	4,808,465.41	2.950	1,704	4.010	Aa3 06/01/2029
91324PDS8	1937	United Health Group Inc.		09/23/2024	5,000,000.00	4,742,550.00	4,783,114.51	2.875	1,779	3.926	A2 08/15/2029

Data Updated: SET_1PM: 10/08/2024 14:27

Run Date: 10/08/2024 - 14:27

Portfolio MAD
RC
PM (PRF_PM2) 7.3.11

Portfolio Management by Fund
Portfolio Management
Portfolio Details - Investments
September 30, 2024

CUSIP	Investment #	Issuer	Average Balance	Purchase Date	Par Value	Market Value	Book Value	Stated Rate	Days to Maturity	YTM Moody's	Maturity Date
Subtotal and Average			181,731,257.40		192,984,000.00	187,135,187.96	185,706,989.19		979	3.986	
Federal Agency Coupon Callables											
3130ALWY6	1734	Federal Home Loan Bank		04/22/2021	2,285,714.29	2,280,342.86	2,285,714.29	0.625	21	0.625	Aaa 10/22/2024
3130ALVR2	1735	Federal Home Loan Bank		04/23/2021	5,000,000.00	4,987,400.00	4,999,607.14	0.520	22	0.536	Aaa 10/23/2024
3134GYDB5	1832	Federal Home Loan Mortgage Cor		01/30/2023	10,000,000.00	10,000,100.00	10,000,000.00	5.000	29	5.005	Aaa 10/30/2024
3130ALU69	1724	Federal Home Loan Bank		04/13/2021	10,000,000.00	9,920,400.00	10,000,000.00	0.580	73	0.580	Aaa 12/13/2024
3133EMLP5	1693	Federal Farm Credit		12/29/2020	10,000,000.00	9,900,100.00	10,000,000.00	0.320	83	0.320	Aaa 12/23/2024
3134GXKF0	1694	Federal Home Loan Mortgage Cor		01/15/2021	10,000,000.00	9,872,500.00	10,000,000.00	0.350	106	0.350	Aaa 01/15/2025
3130AN7L8	1746	Federal Home Loan Bank		07/28/2021	5,000,000.00	4,935,000.00	5,000,000.00	0.520	119	0.520	Aaa 01/28/2025
3133EMSC7	1706	Federal Farm Credit		03/03/2021	5,000,000.00	4,920,650.00	5,000,000.00	0.480	153	0.480	Aaa 03/03/2025
3133EMVS8	1725	Federal Farm Credit		04/14/2021	5,000,000.00	4,905,100.00	5,000,000.00	0.690	195	0.690	Aaa 04/14/2025
3130APQE8	1768	Federal Home Loan Bank		11/22/2021	4,000,000.00	3,935,640.00	4,012,811.43	1.500	233	1.172	Aaa 05/22/2025
3134GWPF9	1667	Federal Home Loan Mortgage Cor		09/16/2020	5,000,000.00	4,868,700.00	5,000,000.00	0.500	258	0.500	Aaa 06/16/2025
3134GXFY5	1689	Federal Home Loan Mortgage Cor		12/17/2020	3,000,000.00	2,921,010.00	3,000,000.00	0.500	259	0.500	Aaa 06/17/2025
3133EMFC1	1674	Federal Farm Credit		10/29/2020	3,000,000.00	2,908,770.00	3,000,000.00	0.530	301	0.530	Aaa 07/29/2025
3133EMFC1	1675	Federal Farm Credit		11/05/2020	3,000,000.00	2,908,770.00	3,000,000.00	0.530	301	0.530	Aaa 07/29/2025
3130APP41	1769	Federal Home Loan Bank		11/22/2021	6,000,000.00	5,832,180.00	6,000,000.00	1.125	325	1.125	Aaa 08/22/2025
3136G4M83	1660	Federal National Mortg. Assoc.		08/28/2020	5,000,000.00	4,836,500.00	5,000,000.00	0.600	331	0.600	Aaa 08/28/2025
3134GWY26	1670	Federal Home Loan Mortgage Cor		10/08/2020	5,000,000.00	4,811,450.00	5,000,000.00	0.570	372	0.570	Aaa 10/08/2025
3133ENUZ1	1804	Federal Farm Credit		04/20/2022	3,000,000.00	2,975,880.00	2,998,071.43	3.090	384	3.136	Aaa 10/20/2025
3134GW3X2	1671	Federal Home Loan Mortgage Cor		10/27/2020	3,000,000.00	2,901,900.00	3,000,000.00	0.625	391	0.625	Aaa 10/27/2025
3136G45C3	1673	Federal National Mortg. Assoc.		10/27/2020	4,000,000.00	3,865,680.00	4,000,000.00	0.540	391	0.540	Aaa 10/27/2025
3133ENDV9	1772	Federal Farm Credit		11/17/2021	5,000,000.00	4,849,950.00	5,000,000.00	1.030	412	1.030	Aaa 11/17/2025
3134GXCH5	1682	Federal Home Loan Mortgage Cor		11/25/2020	5,000,000.00	4,823,200.00	5,000,000.00	0.600	420	0.600	Aaa 11/25/2025
3135GAC66	1695	Federal National Mortg. Assoc.		01/21/2021	3,000,000.00	2,876,460.00	3,000,000.00	0.500	477	0.500	Aaa 01/21/2026
3130AKN51	1696	Federal Home Loan Bank		01/28/2021	10,000,000.00	9,567,300.00	10,000,000.00	0.520	484	0.520	Aaa 01/28/2026
3130AKTM8	1699	Federal Home Loan Bank		01/28/2021	4,000,000.00	3,824,880.00	4,000,000.00	0.480	484	0.480	Aaa 01/28/2026
3130ALHH0	1842	Federal Home Loan Bank		04/12/2023	10,000,000.00	9,586,500.00	9,559,923.30	0.960	520	4.101	Aaa 03/05/2026
3130ALH56	1712	Federal Home Loan Bank		03/18/2021	5,000,000.00	4,777,850.00	5,000,000.00	0.750	533	0.750	Aaa 03/18/2026
3133EMUK6	1718	Federal Farm Credit		03/25/2021	2,000,000.00	1,921,800.00	2,000,000.00	1.050	540	1.050	Aaa 03/25/2026
3130ALUC6	1733	Federal Home Loan Bank		04/15/2021	2,000,000.00	1,914,480.00	2,000,000.00	1.020	561	1.020	Aaa 04/15/2026
3134GXCJ1	1843	Federal Home Loan Mortgage Cor		04/12/2023	5,000,000.00	4,748,750.00	4,683,545.29	0.650	604	4.051	Aaa 05/28/2026
3130AMYP1	1743	Federal Home Loan Bank		07/15/2021	4,000,000.00	3,813,600.00	4,000,000.00	1.125	652	1.125	Aaa 07/15/2026
3130ANMH0	1865	Federal Home Loan Bank		10/05/2023	5,000,000.00	4,762,150.00	4,639,130.43	1.100	688	5.020	Aaa 08/20/2026
3130AP3E3	1752	Federal Home Loan Bank		09/30/2021	5,000,000.00	4,725,150.00	5,000,000.00	0.820	729	0.820	Aaa 09/30/2026
3130APBV6	1762	Federal Home Loan Bank		10/07/2021	6,000,000.00	5,678,520.00	6,000,000.00	1.000	736	1.000	Aaa 10/07/2026
3130APGT6	1764	Federal Home Loan Bank		10/28/2021	6,000,000.00	5,686,920.00	6,000,000.00	1.150	757	1.150	Aaa 10/28/2026
3130APJH9	1825	Federal Home Loan Bank		12/21/2022	10,000,000.00	9,607,500.00	9,344,628.70	1.250	757	3.251	Aaa 10/28/2026
3133ENDC1	1771	Federal Farm Credit		11/03/2021	6,000,000.00	5,703,480.00	6,000,000.00	1.330	763	1.330	Aaa 11/03/2026

Portfolio Management by Fund
Portfolio Management
Portfolio Details - Investments
September 30, 2024

CUSIP	Investment #	Issuer	Average Balance	Purchase Date	Par Value	Market Value	Book Value	Stated Rate	Days to Maturity	YTM Moody's	Maturity Date
Federal Agency Coupon Callables											
3130APPC3	1770	Federal Home Loan Bank		11/18/2021	5,000,000.00	4,752,500.00	5,000,000.00	1.350	778	1.350	Aaa 11/18/2026
3130ARMS7	1802	Federal Home Loan Bank		04/29/2022	3,000,000.00	2,950,050.00	3,000,000.00	3.000	940	3.000	Aaa 04/29/2027
3130AJSP5	1863	Federal Home Loan Bank		07/13/2023	11,000,000.00	10,183,690.00	9,969,515.70	1.000	1,008	4.441	Aaa 07/06/2027
3135GAR94	1911	Federal National Mortg. Assoc.		04/12/2024	10,000,000.00	10,057,700.00	10,000,000.00	5.250	1,350	5.252	Aaa 06/12/2028
Subtotal and Average			242,377,260.32		228,285,714.29	221,300,502.86	225,492,947.71		465	1.736	
Treasury Coupon Securities											
912828YV6	1893	US Treasury		01/05/2024	5,000,000.00	4,972,900.00	4,916,276.63	1.500	60	4.964	Aaa 11/30/2024
912828ZC7	1797	US Treasury		02/03/2022	5,000,000.00	4,932,350.00	4,994,102.82	1.125	150	1.369	Aaa 02/28/2025
912828ZL7	1785	US Treasury		01/11/2022	5,000,000.00	4,887,850.00	4,957,049.08	0.375	211	1.255	Aaa 04/30/2025
912828ZL7	1788	US Treasury		01/13/2022	5,000,000.00	4,887,850.00	4,956,799.90	0.375	211	1.260	Aaa 04/30/2025
912828XB1	1926	US Treasury		07/02/2024	10,000,000.00	9,869,700.00	9,769,904.89	2.125	226	5.192	Aaa 05/15/2025
912828ZT0	1739	US Treasury		06/23/2021	3,000,000.00	2,922,570.00	2,988,042.48	0.250	242	0.655	Aaa 05/31/2025
912828ZW3	1750	US Treasury		08/30/2021	4,000,000.00	3,886,520.00	3,986,068.08	0.250	272	0.603	Aaa 06/30/2025
91282CEY3	1919	US Treasury		04/30/2024	5,000,000.00	4,959,300.00	4,897,996.82	3.000	287	5.125	Aaa 07/15/2025
91282CAB7	1749	US Treasury		08/30/2021	4,000,000.00	3,876,040.00	3,985,453.25	0.250	303	0.619	Aaa 07/31/2025
91282CAJ0	1748	US Treasury		08/30/2021	4,000,000.00	3,864,520.00	3,984,903.49	0.250	334	0.633	Aaa 08/31/2025
91282CAZ4	1763	US Treasury		10/06/2021	6,000,000.00	5,763,060.00	5,961,451.81	0.375	425	0.811	Aaa 11/30/2025
91282CHB0	1884	US Treasury		12/22/2023	5,000,000.00	4,992,000.00	4,943,946.43	3.625	591	4.219	Aaa 05/15/2026
91282CHH7	1876	US Treasury		11/13/2023	4,000,000.00	4,027,040.00	3,951,116.08	4.125	622	4.781	Aaa 06/15/2026
912828Y95	1847	US Treasury		04/24/2023	8,000,000.00	7,745,600.00	7,706,150.57	1.875	668	3.847	Aaa 07/31/2026
912828Y95	1851	US Treasury		05/12/2023	5,000,000.00	4,841,000.00	4,842,873.09	1.875	668	3.552	Aaa 07/31/2026
912828Y95	1853	US Treasury		05/24/2023	5,000,000.00	4,841,000.00	4,806,221.14	1.875	668	3.957	Aaa 07/31/2026
9128282A7	1882	US Treasury		12/22/2023	5,000,000.00	4,805,100.00	4,749,198.16	1.500	683	4.175	Aaa 08/15/2026
91282CCZ2	1758	US Treasury		09/30/2021	5,000,000.00	4,736,350.00	4,987,663.01	0.875	729	1.002	Aaa 09/30/2026
912828YG9	1883	US Treasury		12/22/2023	5,000,000.00	4,808,000.00	4,766,357.66	1.625	729	4.123	Aaa 09/30/2026
912828V98	1858	US Treasury		06/28/2023	10,000,000.00	9,691,400.00	9,558,819.07	2.250	867	4.169	Aaa 02/15/2027
912828V98	1886	US Treasury		12/22/2023	5,000,000.00	4,845,700.00	4,789,069.29	2.250	867	4.063	Aaa 02/15/2027
912828X88	1885	US Treasury		12/22/2023	5,000,000.00	4,848,250.00	4,767,505.67	2.375	956	4.048	Aaa 05/15/2027
91282CET4	1826	US Treasury		12/21/2022	10,000,000.00	9,756,300.00	9,687,506.04	2.625	972	3.766	Aaa 05/31/2027
91282CET4	1890	US Treasury		01/05/2024	5,000,000.00	4,878,150.00	4,795,603.58	2.625	972	4.099	Aaa 05/31/2027
91282CET4	1908	US Treasury		04/03/2024	10,000,000.00	9,756,300.00	9,472,844.30	2.625	972	4.530	Aaa 05/31/2027
91282CFB2	1827	US Treasury		12/21/2022	10,000,000.00	9,777,000.00	9,723,484.85	2.750	1,033	3.762	Aaa 07/31/2027
91282CFB2	1846	US Treasury		04/24/2023	5,000,000.00	4,888,500.00	4,863,640.82	2.750	1,033	3.741	Aaa 07/31/2027
91282CFB2	1898	US Treasury		01/26/2024	6,000,000.00	5,866,200.00	5,773,387.53	2.750	1,033	4.114	Aaa 07/31/2027
91282CFH9	1834	US Treasury		01/18/2023	10,000,000.00	9,876,200.00	9,859,958.85	3.125	1,064	3.636	Aaa 08/31/2027
91282CAL5	1835	US Treasury		02/03/2023	11,000,000.00	10,009,120.00	10,057,046.99	0.375	1,094	3.499	Aaa 09/30/2027
91282CFU0	1907	US Treasury		04/03/2024	5,000,000.00	5,079,100.00	4,941,661.24	4.125	1,125	4.489	Aaa 10/31/2027

Portfolio Management by Fund
Portfolio Management
Portfolio Details - Investments
September 30, 2024

CUSIP	Investment #	Issuer	Average Balance	Purchase Date	Par Value	Market Value	Book Value	Stated Rate	Days to Maturity	YTM Moody's	Maturity Date
Treasury Coupon Securities											
9128283F5	1920	US Treasury		05/08/2024	5,000,000.00	4,804,900.00	4,628,595.21	2.250	1,140	4.572	Aaa 11/15/2027
91282CGH8	1862	US Treasury		07/07/2023	10,000,000.00	9,977,300.00	9,705,742.33	3.500	1,217	4.438	Aaa 01/31/2028
91282CGP0	1921	US Treasury		05/08/2024	5,000,000.00	5,067,950.00	4,913,636.80	4.000	1,246	4.542	Aaa 02/29/2028
91282CHE4	1909	US Treasury		04/03/2024	10,000,000.00	10,015,600.00	9,708,449.23	3.625	1,338	4.430	Aaa 05/31/2028
91282CHQ7	1918	US Treasury		04/30/2024	5,000,000.00	5,097,050.00	4,897,471.90	4.125	1,399	4.695	Aaa 07/31/2028
91282CCR0	1931	US Treasury		08/22/2024	5,000,000.00	4,541,000.00	4,504,356.32	1.000	1,399	3.746	Aaa 07/31/2028
91282CHX2	1906	US Treasury		04/03/2024	5,000,000.00	5,144,350.00	4,993,092.05	4.375	1,430	4.413	Aaa 08/31/2028
91282CCY5	1910	US Treasury		04/10/2024	5,000,000.00	4,569,150.00	4,430,344.68	1.250	1,460	4.421	Aaa 09/30/2028
91282CDF5	1939	US Treasury		09/26/2024	5,000,000.00	4,583,800.00	4,622,172.23	1.375	1,491	3.520	Aaa 10/31/2028
9128285M8	1912	US Treasury		04/16/2024	5,000,000.00	4,912,900.00	4,685,428.44	3.125	1,506	4.694	Aaa 11/15/2028
91282CJN2	1914	US Treasury		04/19/2024	5,000,000.00	5,153,150.00	4,932,772.20	4.375	1,521	4.710	Aaa 11/30/2028
91282CKD2	1917	US Treasury		04/30/2024	5,000,000.00	5,138,850.00	4,921,323.27	4.250	1,611	4.643	Aaa 02/28/2029
91282CES6	1934	US Treasury		09/06/2024	5,000,000.00	4,821,700.00	4,857,715.38	2.750	1,703	3.579	Aaa 05/31/2029
91282CES6	1938	US Treasury		09/23/2024	5,000,000.00	4,821,700.00	4,881,094.20	2.750	1,703	3.506	Aaa 05/31/2029
91282CFC0	1935	US Treasury		09/18/2024	5,000,000.00	4,788,500.00	4,829,585.62	2.625	1,764	3.470	Aaa 07/31/2029
91282CFJ5	1933	US Treasury		09/06/2024	5,000,000.00	4,895,900.00	4,900,050.73	3.125	1,795	3.578	Aaa 08/31/2029
91282CFJ5	1936	US Treasury		09/18/2024	5,000,000.00	4,895,900.00	4,928,863.09	3.125	1,795	3.474	Aaa 08/31/2029
Subtotal and Average			263,254,457.71		285,000,000.00	278,120,670.00	275,782,797.30		959	3.679	
Allspring Money Market Fund											
VP4560000	140	Allspring Govt Money Market			16,723,165.35	16,723,165.35	16,723,165.35	5.130	1	5.130	Aaa
Subtotal and Average			3,723,650.37		16,723,165.35	16,723,165.35	16,723,165.35		1	5.130	
Bank of America Interest Checking											
SYS131	131	Bank of America Interest Acct			10,051,585.69	10,051,585.69	10,051,585.69	2.000	1	2.000	
Subtotal and Average			6,973,978.70		10,051,585.69	10,051,585.69	10,051,585.69		1	2.000	
CAMP: CA Asset Mgmt Program											
SYS1486	1486	California Asset Mgmt. Program			71,219,552.92	71,219,552.92	71,219,552.92	5.290	1	5.290	
Subtotal and Average			59,470,732.52		71,219,552.92	71,219,552.92	71,219,552.92		1	5.290	
Local Agency Investment Funds											
SYS119	119	Local Agency Investment Fund			210,938.21	210,938.21	210,938.21	4.575	1	4.575	
SYS119	120	Local Agency Investment Fund			0.00	0.00	0.00	4.575	1	4.575	
Subtotal and Average			210,938.21		210,938.21	210,938.21	210,938.21		1	4.575	

Portfolio Management by Fund
Portfolio Management
Portfolio Details - Investments
September 30, 2024

CUSIP	Investment #	Issuer	Average Balance	Purchase Date	Par Value	Market Value	Book Value	Stated Rate	Days to Maturity	YTM	Moody's	Maturity Date
Federal Agency Bullets												
3135G0W66	1765	Federal National Mortg. Assoc.		10/13/2021	6,000,000.00	5,992,200.00	6,029,794.82	1.625	14	0.621	Aaa	10/15/2024
3133EN6N5	1833	Federal Farm Credit		01/20/2023	10,000,000.00	9,992,200.00	9,994,572.73	4.250	50	4.367	Aaa	11/20/2024
3130ALYN8	1736	Federal Home Loan Bank		04/28/2021	5,000,000.00	4,936,700.00	5,000,000.00	0.625	119	0.625	Aaa	01/28/2025
3133ENPG9	1839	Federal Farm Credit		03/30/2023	5,000,000.00	4,947,650.00	4,938,789.32	1.750	136	4.324	Aaa	02/14/2025
3133ENPY0	1798	Federal Farm Credit		02/25/2022	5,000,000.00	4,942,750.00	4,998,500.00	1.750	147	1.812	Aaa	02/25/2025
3133EMSJ2	1705	Federal Farm Credit		03/03/2021	5,000,000.00	4,913,750.00	4,997,293.75	0.430	153	0.540	Aaa	03/03/2025
3130AK2L9	1663	Federal Home Loan Bank		09/04/2020	5,000,000.00	4,919,050.00	5,000,000.00	0.550	154	0.550	Aaa	03/04/2025
3130AUZC1	1837	Federal Home Loan Bank		03/02/2023	15,000,000.00	15,007,350.00	14,968,979.51	4.625	164	5.062	Aaa	03/14/2025
3133EPDW2	1838	Federal Farm Credit		03/21/2023	15,000,000.00	14,979,600.00	14,998,762.50	4.125	171	4.142	Aaa	03/21/2025
3133ENVVC1	1806	Federal Farm Credit		04/25/2022	3,000,000.00	2,975,790.00	2,995,710.00	2.750	206	2.900	Aaa	04/25/2025
3130B0DY2	1905	Federal Home Loan Bank		03/14/2024	5,000,000.00	5,027,600.00	4,999,918.55	4.900	248	4.907	Aaa	06/06/2025
3130AN4A5	1744	Federal Home Loan Bank		07/06/2021	3,000,000.00	2,921,580.00	3,000,000.00	0.700	272	0.700	Aaa	06/30/2025
3137EAEU9	1700	Federal Home Loan Mortgage Cor		01/26/2021	2,000,000.00	1,942,500.00	1,999,722.70	0.375	293	0.389	Aaa	07/21/2025
3133EPGS8	1848	Federal Farm Credit		04/24/2023	5,000,000.00	5,002,300.00	4,999,977.78	4.250	296	4.253	Aaa	07/24/2025
3135G05X7	1714	Federal National Mortg. Assoc.		03/17/2021	4,000,000.00	3,874,600.00	3,987,213.02	0.375	328	0.700	Aaa	08/25/2025
3137EAEEX3	1737	Federal Home Loan Mortgage Cor		04/26/2021	5,000,000.00	4,826,650.00	4,985,488.85	0.375	357	0.670	Aaa	09/23/2025
3137EAEEX3	1829	Federal Home Loan Mortgage Cor		01/12/2023	11,000,000.00	10,618,630.00	10,622,625.46	0.375	357	4.030	Aaa	09/23/2025
3130AKPL4	1697	Federal Home Loan Bank		01/28/2021	5,000,000.00	4,798,400.00	5,000,000.00	0.550	484	0.550	Aaa	01/28/2026
3133EPLC7	1854	Federal Farm Credit		05/26/2023	10,000,000.00	10,032,500.00	10,000,000.00	4.125	513	4.127	Aaa	02/26/2026
3133EMUZ3	1722	Federal Farm Credit		03/30/2021	2,000,000.00	1,914,520.00	1,999,460.00	0.810	545	0.828	Aaa	03/30/2026
3133ENUUD0	1799	Federal Farm Credit		04/08/2022	3,000,000.00	2,950,260.00	3,000,000.00	2.640	554	2.640	Aaa	04/08/2026
3133ENGC8	1774	Federal Farm Credit		12/01/2021	5,000,000.00	4,809,900.00	5,000,000.00	1.320	608	1.320	Aaa	06/01/2026
3130AMFS6	1745	Federal Home Loan Bank		07/12/2021	4,000,000.00	3,807,520.00	3,999,202.71	0.750	619	0.760	Aaa	06/12/2026
3130AN4T4	1776	Federal Home Loan Bank		12/13/2021	5,000,000.00	4,769,600.00	4,966,045.71	0.875	619	1.225	Aaa	06/12/2026
3133EMV66	1877	Federal Farm Credit		11/13/2023	5,000,000.00	4,736,950.00	4,612,574.95	0.680	664	4.861	Aaa	07/27/2026
3133EM4X7	1751	Federal Farm Credit		09/23/2021	3,000,000.00	2,838,900.00	3,000,000.00	0.800	709	0.800	Aaa	09/10/2026
3130AXCP1	1866	Federal Home Loan Bank		10/05/2023	5,000,000.00	5,110,000.00	4,993,181.82	4.875	710	4.949	Aaa	09/11/2026
3130AQF65	1777	Federal Home Loan Bank		12/22/2021	5,000,000.00	4,741,150.00	4,996,738.19	1.250	811	1.277	Aaa	12/21/2026
3133EN4X5	1828	Federal Farm Credit		12/23/2022	10,000,000.00	10,038,200.00	9,991,281.25	3.875	813	3.913	Aaa	12/23/2026
3133ENKV1	1786	Federal Farm Credit		01/13/2022	3,000,000.00	2,862,570.00	2,997,120.00	1.500	834	1.540	Aaa	01/13/2027
3130AVWR9	1852	Federal Home Loan Bank		05/12/2023	5,000,000.00	4,998,300.00	5,003,150.31	3.625	983	3.601	Aaa	06/11/2027
31422X2X9	1850	Farmer Mac		05/17/2023	10,000,000.00	9,990,500.00	10,000,000.00	3.600	1,263	3.601		03/17/2028
3133EPDP7	1845	Federal Farm Credit		04/12/2023	5,000,000.00	4,999,300.00	4,989,446.88	3.625	1,267	3.691	Aaa	03/21/2028
3133ELW91	1900	Federal Farm Credit		02/14/2024	5,000,000.00	4,503,150.00	4,364,668.75	0.800	1,389	4.325	Aaa	07/21/2028
3133EP5U5	1915	Federal Farm Credit		04/19/2024	5,000,000.00	5,106,850.00	4,881,267.08	4.125	1,631	4.722	Aaa	03/20/2029
3133ERKJ9	1927	Federal Farm Credit		07/05/2024	5,000,000.00	5,166,600.00	4,982,700.00	4.375	1,738	4.453	Aaa	07/05/2029
Subtotal and Average			208,934,973.06		209,000,000.00	205,996,070.00	207,294,186.64		529	3.069		

Portfolio Management by Fund
Portfolio Management
Portfolio Details - Investments
September 30, 2024

CUSIP	Investment #	Issuer	Average Balance	Purchase Date	Par Value	Market Value	Book Value	Stated Rate	Days to Maturity	YTM Moody's	Maturity Date
Municipal Bonds											
MC1560	1560	Pub Fin Auth (Bass Lake)		04/05/2017	4,160,000.00	4,160,000.00	4,160,000.00	3.500	3,257	3.500	NR 09/01/2033
SYS1621	1621	Rolling Hills		01/30/2019	2,084,969.00	2,084,969.00	2,084,969.00	3.750	5,084	3.750	NR 09/02/2038
Subtotal and Average			6,248,793.10		6,244,969.00	6,244,969.00	6,244,969.00		3,867	3.583	
Grant Anticipation Notes											
MD1794	1794	MD36-Eastin Arcola		01/25/2022	320,000.00	320,000.00	320,000.00	1.283	116	1.283	NR 01/25/2025
MD1793	1793	MD85 Valeta		01/25/2022	260,000.00	260,000.00	260,000.00	1.283	116	1.283	NR 01/25/2025
CSA 1 PII 1807	1807	CSA 1 Indian Lakes		06/06/2022	342,000.00	342,000.00	342,000.00	1.283	228	1.283	NR 05/17/2025
MD 19 PII 1808	1808	MD19 Parkwood		06/06/2022	444,000.00	444,000.00	444,000.00	1.283	228	1.283	NR 05/17/2025
1857 MD 10 MR	1857	MD 10A Madera Ranchos		06/20/2023	2,572,125.00	2,572,125.00	2,572,125.00	2.560	272	2.560	NR 06/30/2025
1856 MD 01 HL	1856	Hidden Lakes		06/20/2023	643,031.25	643,031.25	643,031.25	2.560	361	2.560	NR 09/27/2025
MD 28 1816	1816	MD 28 RIPPERDAN		10/18/2022	220,000.00	220,000.00	220,000.00	1.283	382	1.283	NR 10/18/2025
1881 MD 19	1881	MD19 A & B Parkwood		12/05/2023	475,000.00	475,000.00	475,000.00	3.140	726	3.140	NR 09/27/2026
Subtotal and Average			5,276,156.25		5,276,156.25	5,276,156.25	5,276,156.25		305	2.228	
Total and Average			978,202,197.64		1,024,996,081.71	1,002,278,798.24	1,004,003,288.25		684	3.287	



Portfolio Management by Fund
Transaction Activity Report
September 1, 2024 - September 30, 2024
Sorted by Transaction Date - Transaction Date
All Funds

Madera County
 200 W. 4th Street
 Madera, CA 93637
 (559)675-7013

Investment #	Fund	CUSIP	Inv Descrip	TransactionType	TransactionDate	MaturityDate	RedemptionType	New Principal	Principal Paydowns	Interest	Total Cash
1560	01	MC1560	Madera County PFA	Redemption	09/01/2024	09/01/2033	Call		385,000.00		385,000.00
1560	01	MC1560	Madera County PFA	Interest	09/01/2024	09/01/2033				79,537.50	79,537.50
130	02	SYS130	BANKAM 0.0%	Interest	09/01/2024					0.01	0.01
Totals for 09/01/2024									385,000.00	79,537.51	464,537.51
1621	01	SYS1621	CSA-19 3.75% MAT	Redemption	09/02/2024	09/02/2038	Call		114,723.00		114,723.00
1621	01	SYS1621	CSA-19 3.75% MAT	Interest	09/02/2024	09/02/2038				41,244.23	41,244.23
Totals for 09/02/2024									114,723.00	41,244.23	155,967.23
1662	01	3134GWB39	FEDERAL HOME LN	Redemption	09/03/2024	09/03/2024	Maturity		5,000,000.00		5,000,000.00
1796	01	912828YE4	UNITED STATES	Redemption	09/03/2024	08/31/2024	Maturity		5,000,000.00		5,000,000.00
131	01	SYS131	BOFA-I 0.0%	Redemption	09/03/2024				5,000,000.00		5,000,000.00
1486	01	SYS1486	CAMP	Redemption	09/03/2024				5,000,000.00		5,000,000.00
1662	01	3134GWB39	FEDERAL HOME LN	Interest	09/03/2024	09/03/2024				10,500.00	10,500.00
1705	01	3133EMSJ2	FEDERAL FARM CR	Interest	09/03/2024	03/03/2025				10,750.00	10,750.00
1706	01	3133EMSC7	FEDERAL FARM CR	Interest	09/03/2024	03/03/2025				12,000.00	12,000.00
1748	01	91282CAJ0	UNITED STATES	Interest	09/03/2024	08/31/2025				5,000.00	5,000.00
1796	01	912828YE4	UNITED STATES	Interest	09/03/2024	08/31/2024				31,250.00	31,250.00
1797	01	912828ZC7	UNITED STATES	Interest	09/03/2024	02/28/2025				28,125.00	28,125.00
1830	01	478160CN2	JOHNSON &	Interest	09/03/2024	09/01/2025				13,750.00	13,750.00
1834	01	91282CFH9	UNITED STATES	Interest	09/03/2024	08/31/2027				156,250.00	156,250.00
1906	01	91282CHX2	UNITED STATES	Interest	09/03/2024	08/31/2028				109,375.00	109,375.00
1906	01	91282CHX2	UNITED STATES	Accr Int	09/03/2024	08/31/2028		20,210.60		-20,210.60	0.00
1917	01	91282CKD2	UNITED STATES	Interest	09/03/2024	02/28/2029				106,250.00	106,250.00
1917	01	91282CKD2	UNITED STATES	Accr Int	09/03/2024	02/28/2029		35,224.18		-35,224.18	0.00
1921	01	91282CGP0	UNITED STATES	Interest	09/03/2024	02/29/2028				100,000.00	100,000.00
1921	01	91282CGP0	UNITED STATES	Accr Int	09/03/2024	02/29/2028		37,500.00		-37,500.00	0.00
Totals for 09/03/2024								20,092,934.78	490,315.22	20,583,250.00	
1663	01	3130AK2L9	FEDERAL HOME	Interest	09/04/2024	03/04/2025				13,750.00	13,750.00
Totals for 09/04/2024										13,750.00	13,750.00
1486	01	SYS1486	CAMP	Redemption	09/05/2024				5,000,000.00		5,000,000.00
1842	01	3130ALHH0	FEDERAL HOME	Interest	09/05/2024	03/05/2026				48,000.00	48,000.00
Totals for 09/05/2024								5,000,000.00	48,000.00	5,048,000.00	
1933	01	91282CFJ5	UNITED STATES	Purchase	09/06/2024	08/31/2029		4,900,050.73			-4,900,050.73
1934	01	91282CES6	UNITED STATES	Purchase	09/06/2024	05/31/2029		4,857,715.38			-4,857,715.38
Totals for 09/06/2024								9,757,766.11		-9,757,766.11	

Portfolio Management by Fund
Transaction Activity Report
Sorted by Transaction Date - Transaction Date

Investment #	Fund	CUSIP	Inv Descrip	TransactionType	TransactionDate	MaturityDate	RedemptionType	New Principal	Principal Paydowns	Interest	Total Cash			
1859	01	24422EWD7	JOHN DEERE	Interest	09/09/2024	03/08/2027				58,750.00	58,750.00			
1892	01	931142EX7	WALMART INC, SR	Interest	09/09/2024	09/09/2027				79,000.00	79,000.00			
Totals for 09/09/2024											137,750.00	137,750.00		
1751	01	3133EM4X7	FEDERAL FARM CR	Interest	09/10/2024	09/10/2026				12,000.00	12,000.00			
Totals for 09/10/2024											12,000.00	12,000.00		
1866	01	3130AXCP1	FEDERAL HOME	Interest	09/11/2024	09/11/2026				121,875.00	121,875.00			
Totals for 09/11/2024											121,875.00	121,875.00		
131	01	SYS131	BOFA-I 0.0%	Purchase	09/13/2024			3,000,000.00			-3,000,000.00			
Totals for 09/13/2024											3,000,000.00	-3,000,000.00		
1690	01	3134GXGP3	FEDERAL HOME LN	Redemption	09/16/2024	09/16/2024	Maturity		5,000,000.00		5,000,000.00			
1754	01	91282CCX7	UNITED STATES	Redemption	09/16/2024	09/15/2024	Maturity		5,000,000.00		5,000,000.00			
1667	01	3134GWP91	FEDERAL HOME LN	Interest	09/16/2024	06/16/2025				12,500.00	12,500.00			
1690	01	3134GXGP3	FEDERAL HOME LN	Interest	09/16/2024	09/16/2024				5,000.00	5,000.00			
1754	01	91282CCX7	UNITED STATES	Interest	09/16/2024	09/15/2024				9,375.00	9,375.00			
1837	01	3130AUZC1	FEDERAL HOME	Interest	09/16/2024	03/14/2025				346,875.00	346,875.00			
1928	01	437076BT8	HOME DEPOT INC,	Interest	09/16/2024	09/14/2027				70,000.00	70,000.00			
1928	01	437076BT8	HOME DEPOT INC,	Accr Int	09/16/2024	09/14/2027			58,333.33	-58,333.33	0.00			
Totals for 09/16/2024											10,058,333.33	385,416.67	10,443,750.00	
1850	01	31422X2X9	FAMCA 3.6% MAT	Interest	09/17/2024	03/17/2028				180,000.00	180,000.00			
Totals for 09/17/2024											180,000.00	180,000.00		
1935	01	91282CFC0	UNITED STATES	Purchase	09/18/2024	07/31/2029		4,829,585.62			-4,829,585.62			
1936	01	91282CFJ5	UNITED STATES	Purchase	09/18/2024	08/31/2029		4,928,863.09			-4,928,863.09			
131	01	SYS131	BOFA-I 0.0%	Purchase	09/18/2024			6,000,000.00			-6,000,000.00			
1712	01	3130ALH56	FEDERAL HOME	Interest	09/18/2024	03/18/2026				18,750.00	18,750.00			
Totals for 09/18/2024											15,758,448.71	18,750.00	-15,739,698.71	
131	01	SYS131	BOFA-I 0.0%	Purchase	09/19/2024			4,000,000.00			-4,000,000.00			
1922	01	89236TLY9	TOYOTA MTR CR	Interest	09/19/2024	03/19/2027				123,611.11	123,611.11			
1922	01	89236TLY9	TOYOTA MTR CR	Accr Int	09/19/2024	03/19/2027			33,333.33	-33,333.33	0.00			
Totals for 09/19/2024											4,000,000.00	33,333.33	90,277.78	-3,876,388.89
1915	01	3133EP5U5	FFC 4.125% MAT	Interest	09/20/2024	03/20/2029				103,125.00	103,125.00			
1915	01	3133EP5U5	FFC 4.125% MAT	Accr Int	09/20/2024	03/20/2029			16,614.58	-16,614.58	0.00			
Totals for 09/20/2024											16,614.58	86,510.42	103,125.00	
1864	01	46632FTH8	JP MOR 6.0% MAT	Redemption	09/22/2024	09/22/2025	Call		5,000,000.00		5,000,000.00			
1864	01	46632FTH8	JP MOR 6.0% MAT	Interest	09/22/2024	09/22/2025				150,000.00	150,000.00			
Totals for 09/22/2024											5,000,000.00	150,000.00	5,150,000.00	
1937	01	91324PDS8	UNH 2.875% MAT	Purchase	09/23/2024	08/15/2029		4,783,114.51			-4,783,114.51			
1938	01	91282CES6	UNITED STATES	Purchase	09/23/2024	05/31/2029		4,881,094.20			-4,881,094.20			
131	01	SYS131	BOFA-I 0.0%	Purchase	09/23/2024			3,000,000.00			-3,000,000.00			

Portfolio Management by Fund
Transaction Activity Report
Sorted by Transaction Date - Transaction Date

Investment #	Fund	CUSIP	Inv Descrip	TransactionType	TransactionDate	MaturityDate	RedemptionType	New Principal	Principal Paydowns	Interest	Total Cash
1755	01	3133EM5X6	FEDERAL FARM CR	Redemption	09/23/2024	09/23/2024	Maturity		2,000,000.00		2,000,000.00
1737	01	3137EAEX3	FEDERAL HOME LN	Interest	09/23/2024	09/23/2025				9,375.00	9,375.00
1755	01	3133EM5X6	FEDERAL FARM CR	Interest	09/23/2024	09/23/2024				4,300.00	4,300.00
1829	01	3137EAEX3	FEDERAL HOME LN	Interest	09/23/2024	09/23/2025				20,625.00	20,625.00
1838	01	3133EPDW2	FFC 4.125% MAT	Interest	09/23/2024	03/21/2025				309,375.00	309,375.00
1845	01	3133EPDP7	FEDERAL FARM CR	Interest	09/23/2024	03/21/2028				90,625.00	90,625.00
1925	01	931142ES8	WALMART INC, SR	Interest	09/23/2024	09/22/2028				75,000.00	75,000.00
1925	01	931142ES8	WALMART INC, SR	Accr Int	09/23/2024	09/22/2028			41,666.67	-41,666.67	0.00
Totals for 09/23/2024								12,664,208.71	2,041,666.67	467,633.33	-10,154,908.71
131	01	SYS131	BOFA-I 0.0%	Purchase	09/24/2024			19,000,000.00			-19,000,000.00
Totals for 09/24/2024								19,000,000.00			-19,000,000.00
131	01	SYS131	BOFA-I 0.0%	Redemption	09/25/2024				10,000,000.00		10,000,000.00
1718	01	3133EMUK6	FEDERAL FARM CR	Interest	09/25/2024	03/25/2026				10,500.00	10,500.00
Totals for 09/25/2024									10,000,000.00	10,500.00	10,010,500.00
1940	01	58933YBC8	MERCK & CO INC,	Purchase	09/26/2024	06/10/2027		4,774,227.78			-4,774,227.78
1939	01	91282CDF5	UNITED STATES	Purchase	09/26/2024	10/31/2028		4,622,172.23			-4,622,172.23
1486	01	SYS1486	CAMP	Purchase	09/26/2024			15,000,000.00			-15,000,000.00
131	01	SYS131	BOFA-I 0.0%	Redemption	09/26/2024				18,000,000.00		18,000,000.00
131	01	SYS131	BOFA-I 0.0%	Redemption	09/26/2024				1,000,000.00		1,000,000.00
Totals for 09/26/2024								24,396,400.01	19,000,000.00		-5,396,400.01
131	01	SYS131	BOFA-I 0.0%	Purchase	09/27/2024			4,000,000.00			-4,000,000.00
Totals for 09/27/2024								4,000,000.00			-4,000,000.00
1881	01	1881 MD 19	MD19AB 3.14% MAT	Interest	09/29/2024	09/27/2026				3,718.53	3,718.53
Totals for 09/29/2024										3,718.53	3,718.53
130	02	SYS130	BANKAM 0.0%	Purchase	09/30/2024			2,333,774.21			-2,333,774.21
1723	01	3130ALTH7	FEDERAL HOME	Redemption	09/30/2024	09/30/2024	Maturity		5,000,000.00		5,000,000.00
1861	01	3130ATF77	FEDERAL HOME	Redemption	09/30/2024	09/30/2027	Call		9,879,800.00		9,879,800.00
1861	01	3130ATF77	FEDERAL HOME	Cap G/L	09/30/2024	09/30/2027			120,200.00		120,200.00
1722	01	3133EMUZ3	FEDERAL FARM CR	Interest	09/30/2024	03/30/2026				8,100.00	8,100.00
1723	01	3130ALTH7	FEDERAL HOME	Interest	09/30/2024	09/30/2024				12,750.00	12,750.00
1752	01	3130AP3E3	FEDERAL HOME	Interest	09/30/2024	09/30/2026				20,500.00	20,500.00
1758	01	91282CCZ2	UNITED STATES	Interest	09/30/2024	09/30/2026				21,875.00	21,875.00
1807	01	CSA 1 PII 1807	CSA 1 1.1% MAT	Interest	09/30/2024	05/17/2025				1,106.29	1,106.29
1808	01	MD 19 PII 1808	MD 19 1.1% MAT	Interest	09/30/2024	05/17/2025				1,436.24	1,436.24
1816	01	MD 28 1816	MD 28 1.1% MAT	Interest	09/30/2024	10/18/2025				711.65	711.65
1835	01	91282CAL5	UNITED STATES	Interest	09/30/2024	09/30/2027				20,625.00	20,625.00
1856	01	1856 MD 01 HL	MD1 2.56% MAT	Interest	09/30/2024	09/27/2025				-105.57	-105.57
1857	01	1857 MD 10 MR	MD 10A 2.56% MAT	Interest	09/30/2024	06/30/2025				6,713.77	6,713.77
1861	01	3130ATF77	FEDERAL HOME	Interest	09/30/2024	09/30/2027				250,000.00	250,000.00
1883	01	912828YG9	USTR 1.625% MAT	Interest	09/30/2024	09/30/2026				40,625.00	40,625.00

Portfolio Management by Fund
Transaction Activity Report
Sorted by Transaction Date - Transaction Date

Investment #	Fund	CUSIP	Inv Descrip	TransactionType	TransactionDate	MaturityDate	RedemptionType	New Principal	Principal Paydowns	Interest	Total Cash
1910	01	91282CCY5	UNITED STATES	Interest	09/30/2024	09/30/2028				31,250.00	31,250.00
1910	01	91282CCY5	UNITED STATES	Accr Int	09/30/2024	09/30/2028			1,707.65	-1,707.65	0.00
131	01	SYS131	BOFA-I 0.%	Interest	09/30/2024					11,317.58	11,317.58
131	01	SYS131	BOFA-I 0.%	Purchase	09/30/2024			11,317.58			-11,317.58
1486	01	SYS1486	CAMP	Interest	09/30/2024					257,400.41	257,400.41
1486	01	SYS1486	CAMP	Purchase	09/30/2024			257,400.41			-257,400.41
Totals for 09/30/2024								2,602,492.20	15,001,707.65	682,597.72	13,081,813.17
Grand Total								95,179,315.74	86,744,313.34	3,019,876.41	-5,415,125.99



M E E D E R
PUBLIC FUNDS

Monthly Internal Investment Report

County of Madera Treasurer's Investment Pool

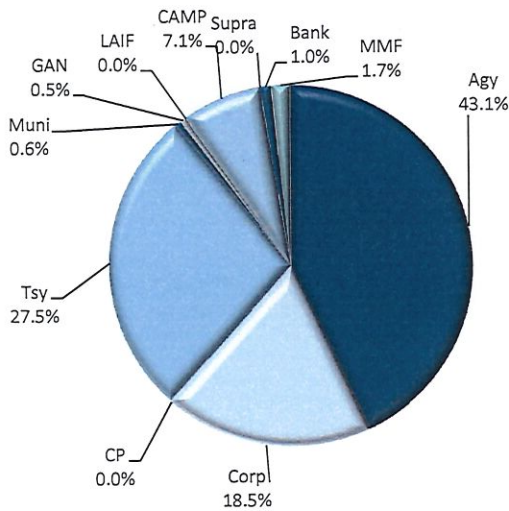
September 2024

Portfolio Summary

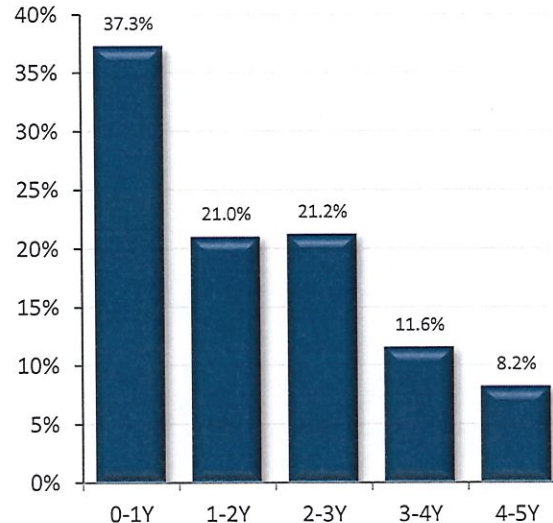
County of Madera

9/30/2024

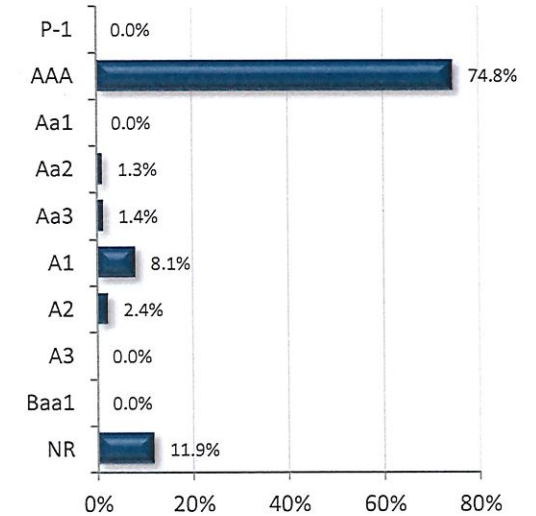
SECTOR ALLOCATION



MATURITY DISTRIBUTION



CREDIT QUALITY (MOODY'S)



Per Book Value

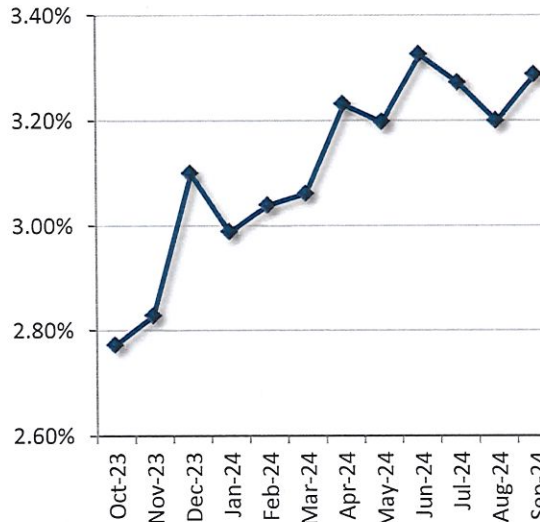
ACCOUNT SUMMARY

	9/30/24	8/31/24
Market Value	\$1,002,278,798	\$980,794,938
Book Value*	\$1,004,003,288	\$986,682,294
Unrealized G/L	-\$1,724,490	-\$5,887,355
Par Value	\$1,024,996,082	\$1,007,053,098
Net Asset Value	\$99.83	\$99.40
Book Yield	3.29%	3.20%
Years to Maturity	1.87	1.85
Effective Duration	1.71	1.73

*Book Value is Amortized

Per Book Value

PORTFOLIO BOOK YIELD HISTORY



NR: Not Rated

TOP ISSUERS

Issuer	% Portfolio
US Treasury	27.5%
Federal Home Loan Bank	17.7%
Federal Farm Credit	14.9%
California Asset Mgmt. Program	7.1%
Federal Home Loan Mortgage Cor	6.3%
APPLE INC.	3.8%
Federal National Mortg. Assoc.	3.2%
Toyota	3.0%
John Deere	2.1%
AMAZON.COM INC	1.7%
Allspring Govt Money Market	1.7%
MasterCard	1.4%
WalMart	1.3%
Bank of America Interest Acct	1.0%
Farmer Mac	1.0%

Per Book Value

Investment Policy Compliance

County of Madera

9/30/2024

Item / Sector	Parameters	In Compliance
Weighted Average Maturity	Maximum WAM of 2.5 years.	Yes 1.87 yrs
LAIF	Maximum amount permitted by LAIF (currently \$75 million limit).	Yes \$0.2 Mil
Joint Powers Authority	No sector limit; advisor requirement.	Yes 7.1%
Money Market Mutual Funds	20% limit; SEC registered with stable NAV; Rated AAAM or equivalent by at least two of rating agencies or advisor requirements.	Yes 1.7%
U.S. Treasury Obligations	No sector limit; no issuer limit.	Yes 27.5%
U.S. Agencies	No sector limit; no issuer limit.	Yes 43.1%
State of California Municipal Securities	No sector limit; no issuer limit. Approved maturity past 5 years.	Yes 0.6%
Commercial Paper	40% sector limit; 10% issuer limit; Max maturity of 270 days; Rated A-1, P-1, or F-1; Total assets over \$500mm.	Yes 0.0%
Negotiable CDs	30% limit; 5% issuer limit; Issued by a Federal or State Chartered bank.	Yes 0.0%
Medium-Term Corporate Notes	30% limit; 5% issuer limit; Max maturity 5 years; Rated in the A category, equivalent or better.	Yes 18.5%
Grant Anticipation Notes	100% limit; Max Maturity 5 years	Yes 0.5%
Supranationals	30% limit; Only IBRD, IFC, IADB; Max Maturity 5 years; Rated AA, equivalent or better.	Yes 0.0%

Historical Book Values

County of Madera

9/30/2024



	Jul	Aug	Sep	Oct	Nov	Dec	Jan	Feb	Mar	Apr	May	Jun
Fiscal Year 2018	\$462.8	\$425.9	\$416.6	\$411.5	\$428.6	\$475.1	\$493.0	\$459.5	\$465.0	\$476.9	\$484.6	\$482.3
Fiscal Year 2019	\$473.3	\$430.5	\$418.0	\$417.1	\$426.8	\$443.2	\$442.7	\$412.4	\$389.1	\$429.2	\$433.6	\$421.0
Fiscal Year 2020	\$442.4	\$417.6	\$399.1	\$400.4	\$408.2	\$453.5	\$481.3	\$460.8	\$442.0	\$438.1	\$447.0	\$454.5
Fiscal Year 2021	\$409.8	\$389.9	\$405.7	\$414.6	\$425.8	\$470.2	\$463.3	\$476.0	\$475.9	\$484.3	\$504.8	\$505.0
Fiscal Year 2022	\$544.1	\$510.9	\$548.9	\$552.1	\$571.6	\$636.1	\$697.9	\$677.8	\$673.5	\$713.3	\$746.8	\$742.0
Fiscal Year 2023	\$765.2	\$719.6	\$707.8	\$732.9	\$754.9	\$789.6	\$833.8	\$820.7	\$837.6	\$922.6	\$923.3	\$913.2
Fiscal Year 2024	\$922.3	\$887.4	\$864.3	\$895.0	\$916.4	\$978.9	\$1,009.7	\$983.4	\$978.6	\$1,058.1	\$1,055.0	\$1,041.4
Fiscal Year 2025	\$1,026.3	\$1,015.5	\$978.2									

Figures in Millions, Average Daily Balance

Disclosure

Meeder Public Funds, Inc., is a registered investment adviser with the Securities and Exchange Commission (SEC) under the Investment Advisers Act of 1940. Registration with the SEC does not imply a certain level of skill or training. The opinions expressed in this presentation are those of Meeder Public Funds, Inc. The material presented has been derived from sources considered to be reliable, but the accuracy and completeness cannot be guaranteed.

Meeder provides monthly statements for its investment management clients to provide information about the investment portfolio. The information should not be used for audit or confirmation purposes. Please review your custodial statements and report any inaccuracies or discrepancies.

Certain information and data have been supplied by unaffiliated third parties. Although Meeder believes the information is reliable, it cannot warrant the accuracy of information offered by third parties. Market value may reflect prices received from pricing vendors when current market quotations are not available. Prices may not reflect firm bids or offers and may differ from the value at which the security can be sold.

Statements may include positions from unmanaged accounts provided for reporting purposes. Unmanaged accounts are managed directly by the client and are not included in the accounts managed by the investment adviser. This information is provided as a client convenience and the investment adviser assumes no responsibility for performance of these accounts or the accuracy of the data reported.

Investing involves risk. Past performance is no guarantee of future results. Debt and fixed income securities are subject to credit and interest rate risk. The investment return and principal value of an investment will fluctuate so that an investor's shares, when redeemed, may be worth more or less than their original cost. Current performance may be lower or higher than the performance data quoted.

Investment advisory services are provided through Meeder Public Funds, Inc. Please contact us if you would like to receive a copy of our current ADV disclosure brochure or privacy policy.

Source: ICE Data Indices, LLC ("ICE"), is used with permission. ICE, ITS AFFILIATES AND THEIR RESPECTIVE THIRD PARTY SUPPLIERS DISCLAIM ANY AND ALL WARRANTIES AND REPRESENTATIONS, EXPRESS AND/OR IMPLIED, INCLUDING ANY WARRANTIES OF MERCHANTABILITY OR FITNESS FOR A PARTICULAR PURPOSE OR USE, INCLUDING THE INDICES, INDEX DATA AND ANY DATA INCLUDED IN, RELATED TO, OR DERIVED THEREFROM. NEITHER ICE DATA, ITS AFFILIATES OR THEIR RESPECTIVE THIRD PARTY PROVIDERS SHALL NOT BE SUBJECT TO ANY DAMAGES OR LIABILITY WITH RESPECT TO THE QUALITY, ADEQUACY, ACCURACY, TIMELINESS OR COMPLETENESS OF THE INDICES OR THE INDEX DATA OR ANY COMPONENT THEREOF, AND THE INDICES AND INDEX DATA AND ALL COMPONENTS THEREOF ARE PROVIDED ON AN "AS IS" BASIS AND SUBSCRIBER'S USE IS AT SUBSCRIBER'S OWN RISK. ICE DATA, ITS AFFILIATES AND THEIR RESPECTIVE THIRD PARTY DO NOT SPONSOR, ENDORSE, OR RECOMMEND MEEDER PUBLIC FUNDS, INC., OR ANY OF ITS PRODUCTS OR SERVICES.