



COUNTY OF MADERA
OFFICE OF THE TREASURER/TAX COLLECTOR
TRACY KENNEDY
200 W. 4th Street, 2nd Floor, Madera, CA 93637
Telephone: (559) 675-7713
e-mail: treasurer@maderacounty.com

MEMORANDUM

Date: March 19, 2024
To: Madera County Commingled Investment Pool Participants
From: Tracy Kennedy, Treasurer-Tax Collector
Subject: Investment Portfolio Summary – February 2024

Tracy Kennedy

REQUIREMENT

In compliance with Government Code 53646 (b) the County Treasurer is, at a minimum, required to submit a quarterly investment report within 45 days following the end of each quarter. The Treasurer, however, elected to exceed the minimum requirement by increasing its frequency to a monthly report and disseminate to all pool participants.

Also required in the report is a disclosure of type of investment, name of issuer, date of maturity, par value and the sub total amounts invested for each category held by the County Treasurer including the market value provided by our custodial bank, Principal Custody Solutions. For your convenience, our investment reports can also be found on our website at:

www.maderacounty.com/government/treasurer-tax-collector.

While the County Treasurer takes all economic conditions under advisement, our primary goal is to ensure proper liquidity is available for all depositors while taking into consideration all pool expenditure requirements.

- c.c. Alview-Dairyland
Bass Lake School District
Chawanakee Unified School District
Chowchilla Cemetery District
Chowchilla Elementary School District
Chowchilla High School District
County Administrative Officer
County Auditor-Controller
County Board of Supervisors
County Superintendent of Schools
First 5 Madera County
Golden Valley School District
Madera Cemetery District
Madera County District Attorney
Madera County Transportation Commission
Madera Unified School District
Raymond-Knowles School District
Philip Toler, County Special Districts
Yosemite Unified School District



**Portfolio Management by Fund
Portfolio Management
Portfolio Summary
February 29, 2024**

Madera County
200 W. 4th Street
Madera, CA 93637
(559)675-7013

Investments	Par Value	Market Value	Book Value	% of Portfolio	Term	Days to Maturity	YTM
Medium Term Notes	132,984,000.00	125,573,513.08	127,885,597.35	12.96	1,270	944	3.949
Federal Agency Coupon Callables	276,285,714.29	261,901,275.72	272,619,131.15	27.63	1,483	570	1.490
Treasury Coupon Securities	218,000,000.00	207,636,290.00	211,562,016.21	21.44	1,211	769	3.159
Allspring Money Market Fund	26,199,699.60	26,199,699.60	26,199,699.60	2.66	1	1	5.310
Bank of America Interest Checking	5,055,961.08	5,055,961.08	5,055,961.08	0.51	1	1	2.050
CAMP: CA Asset Mgmt Program	67,823,376.45	67,823,376.45	67,823,376.45	6.87	1	1	5.500
Commercial Paper Disc. -Amortizing	7,000,000.00	6,862,170.00	6,707,656.69	0.68	268	133	5.912
Federal Agency Disc. -Amortizing	10,000,000.00	9,811,650.00	9,611,440.30	0.97	266	131	5.483
Local Agency Investment Funds	461,257.34	461,257.34	461,257.34	0.05	1	1	4.122
Federal Agency Bullets	241,200,000.00	233,250,828.00	238,761,218.90	24.20	1,139	570	3.085
Municipal Bonds	8,044,692.00	8,039,297.00	8,044,692.00	0.82	5,462	3,420	3.474
Supranational	5,000,000.00	5,045,900.00	4,922,667.21	0.50	1,740	1,614	5.016
Grant Anticipation Notes	7,148,500.00	7,148,500.00	7,148,500.00	0.72	921	480	1.895
	1,005,203,200.76	964,809,718.27	986,803,214.28	100.00%	1,174	624	3.039

Investments	February 29 Month Ending	Fiscal Year To Date
Total Earnings		
Current Year	2,376,576.01	17,059,145.08
Average Daily Balance	983,400,079.89	932,103,327.61
Effective Rate of Return	3.04%	2.74%

Active Account Balance as of 02/29/2024: \$5,833,462.91.
PURSUANT TO GOVERNMENT CODE SECTION 53646:
1. (b)(2) THE COUNTY'S PORTFOLIO IS IN COMPLIANCE WITH THE 2024 INVESTMENT POLICY VALID 01/01/2024 THROUGH 12/31/2024.

- 2. (b)(3) THE MADERA COUNTY CO-MINGLED INVESTMENT POOL IS ABLE TO MEET THE POOL'S EXPENDITURE REQUIREMENTS FOR THE NEXT SIX MONTHS.
- 3. (b)(1) MARKET VALUE SOURCE: PRINCIPAL CUSTODY SOLUTIONS.

Tracy Kennedy 3-19-24

Tracy Kennedy, Treasurer-Tax Collector

Portfolio Management by Fund
Portfolio Management
Portfolio Details - Investments
February 29, 2024

CUSIP	Investment #	Issuer	Average Balance	Purchase Date	Par Value	Market Value	Book Value	Stated Rate	Days to Maturity	YTM	Moody's	Maturity Date
Medium Term Notes												
037833DT4	1895	APPLE INC.		01/12/2024	5,000,000.00	4,774,000.00	4,777,876.25	1.125	436	4.759	Aaa	05/11/2025
24422EWW5	1872	John Deere		10/26/2023	5,000,000.00	4,993,500.00	4,972,162.07	4.950	462	5.339	A2	06/06/2025
458140AS9	1873	Intel Corp		10/26/2023	5,000,000.00	4,898,350.00	4,868,753.55	3.700	515	5.557	A2	07/29/2025
037833DX5	1740	APPLE INC.		06/28/2021	3,000,000.00	2,820,450.00	2,989,348.39	0.550	537	0.791	Aaa	08/20/2025
037833DX5	1757	APPLE INC.		09/30/2021	5,000,000.00	4,700,750.00	4,974,176.43	0.550	537	0.901	Aaa	08/20/2025
478160CN2	1830	Johnson & Johnson		01/12/2023	5,000,000.00	4,690,900.00	4,657,108.54	0.550	549	4.208	Aaa	09/01/2025
46632FTH8	1864	J P Morgan		09/22/2023	5,000,000.00	5,018,700.00	5,000,000.00	6.000	570	6.000	A2	09/22/2025
58933YAY1	1870	Merck & Co. Inc.		10/19/2023	4,200,000.00	3,882,606.00	3,838,479.91	0.750	725	5.389	A1	02/24/2026
023135BX3	1741	AMAZON.COM INC		06/28/2021	3,000,000.00	2,761,410.00	3,000,000.00	1.000	802	1.000	A1	05/12/2026
023135BX3	1789	AMAZON.COM INC		01/27/2022	5,000,000.00	4,602,350.00	4,930,097.09	1.000	802	1.580	A1	05/12/2026
458140AU4	1897	Intel Corp		01/12/2024	5,000,000.00	4,756,150.00	4,799,393.89	2.600	809	4.591	A2	05/19/2026
89236TJK2	1756	Toyota		09/30/2021	7,000,000.00	6,423,970.00	6,987,262.72	1.125	839	1.200	A1	06/18/2026
594918BR4	1805	Microsoft Corp		04/25/2022	5,000,000.00	4,735,250.00	4,904,899.22	2.400	890	3.220	Aaa	08/08/2026
594918BR4	1899	Microsoft Corp		02/15/2024	5,000,000.00	4,735,250.00	4,743,783.33	2.400	890	4.630	Aaa	08/08/2026
14912L6T3	1844	Caterpillar		04/12/2023	5,000,000.00	4,713,500.00	4,789,473.68	2.400	891	4.222	A2	08/09/2026
24422EWA3	1782	John Deere		01/11/2022	1,500,000.00	1,374,120.00	1,496,220.00	1.700	1,046	1.788	A2	01/11/2027
24422EWA3	1783	John Deere		01/11/2022	2,000,000.00	1,832,160.00	1,994,960.00	1.700	1,046	1.788	A2	01/11/2027
24422EWA3	1784	John Deere		01/12/2022	3,000,000.00	2,748,240.00	2,993,156.20	1.700	1,046	1.780	A2	01/11/2027
89236TJV8	1896	Toyota		01/12/2024	5,000,000.00	4,609,650.00	4,629,597.96	1.900	1,048	4.571	A1	01/13/2027
24422EWD7	1859	John Deere		06/28/2023	5,000,000.00	4,663,950.00	4,624,368.42	2.350	1,102	4.713	A2	03/08/2027
458140AX8	1878	Intel Corp		11/13/2023	5,000,000.00	4,739,900.00	4,672,325.00	3.150	1,166	5.232	A2	05/11/2027
458140BY5	1874	Intel Corp		10/26/2023	5,000,000.00	4,820,400.00	4,728,483.44	3.750	1,252	5.487	A2	08/05/2027
14913R3A3	1871	Caterpillar		10/26/2023	5,000,000.00	4,815,050.00	4,723,002.93	3.600	1,259	5.369	A2	08/12/2027
89236THG3	1891	Toyota		01/05/2024	4,000,000.00	3,544,880.00	3,578,045.61	1.150	1,260	4.445	A1	08/13/2027
931142EX7	1892	WallMart		01/05/2024	4,000,000.00	3,921,000.00	4,008,511.11	3.950	1,287	4.263	Aa2	09/09/2027
06051GGA1	1880	Bk of America		12/04/2023	5,000,000.00	4,725,750.00	4,694,697.78	3.248	1,329	5.113	A1	10/21/2027
037833DK3	1836	APPLE INC.		02/06/2023	5,000,000.00	4,729,850.00	4,831,259.17	3.000	1,352	3.933	Aaa	11/13/2027
037833EC0	1879	APPLE INC.		12/04/2023	5,000,000.00	4,393,350.00	4,390,154.26	1.200	1,439	4.585	Aaa	02/08/2028
037833ET3	1887	APPLE INC.		12/22/2023	3,330,000.00	3,257,972.10	3,332,319.90	4.000	1,531	4.099	Aaa	05/10/2028
037833ET3	1894	APPLE INC.		01/12/2024	2,954,000.00	2,890,104.98	2,955,680.50	4.000	1,531	4.160	Aaa	05/10/2028
Subtotal and Average			125,529,803.18		132,984,000.00	125,573,513.08	127,885,597.35		944	3.949		

Federal Agency Coupon Callables

3133EMTD4	1711	Federal Farm Credit		03/15/2021	5,000,000.00	4,988,700.00	5,000,000.00	0.370	14	0.370	Aaa	03/15/2024
3135GA4S7	1679	Federal National Mortg. Assoc.		11/17/2020	5,000,000.00	4,945,400.00	5,000,000.00	0.375	77	0.375	Aaa	05/17/2024
3134GWJ64	1664	Federal Home Loan Mortgage Cor		09/10/2020	5,000,000.00	4,931,050.00	5,000,000.00	0.400	101	0.400	Aaa	06/10/2024
3134GWJ64	1665	Federal Home Loan Mortgage Cor		09/10/2020	5,000,000.00	4,931,050.00	5,000,000.00	0.400	101	0.400	Aaa	06/10/2024
3135GA5Y3	1692	Federal National Mortg. Assoc.		12/14/2020	10,000,000.00	9,856,700.00	10,000,000.00	0.375	105	0.375	Aaa	06/14/2024

Portfolio MAD
RC

Data Updated: SET_1PM: 03/11/2024 13:14

Run Date: 03/11/2024 - 13:14

PM (PRF_PM2) 7.3.11

Portfolio Management by Fund
Portfolio Management
Portfolio Details - Investments
February 29, 2024

CUSIP	Investment #	Issuer	Average Balance	Purchase Date	Par Value	Market Value	Book Value	Stated Rate	Days to Maturity	YTM	Moody's	Maturity Date
Federal Agency Coupon Callables												
3134GWTU0	1669	Federal Home Loan Mortgage Cor		09/28/2020	5,000,000.00	4,918,200.00	5,000,000.00	0.375	119	0.375	Aaa	06/28/2024
3134GW4X1	1672	Federal Home Loan Mortgage Cor		10/29/2020	3,000,000.00	2,938,050.00	3,000,000.00	0.375	150	0.375	Aaa	07/29/2024
3134GXGP3	1690	Federal Home Loan Mortgage Cor		12/16/2020	5,000,000.00	4,867,050.00	5,000,000.00	0.400	199	0.400	Aaa	09/16/2024
3130ALTH7	1723	Federal Home Loan Bank		03/30/2021	5,000,000.00	4,865,450.00	5,000,000.00	0.510	213	0.510	Aaa	09/30/2024
3130ALWY6	1734	Federal Home Loan Bank		04/22/2021	2,285,714.29	2,219,565.72	2,285,714.29	0.625	235	0.625	Aaa	10/22/2024
3130ALVR2	1735	Federal Home Loan Bank		04/23/2021	5,000,000.00	4,851,400.00	4,999,214.29	0.520	236	0.536	Aaa	10/23/2024
3134GYDB5	1832	Federal Home Loan Mortgage Cor		01/30/2023	10,000,000.00	9,992,000.00	10,000,000.00	5.000	243	5.005	Aaa	10/30/2024
3130ALU69	1724	Federal Home Loan Bank		04/13/2021	10,000,000.00	9,649,200.00	10,000,000.00	0.580	287	0.580	Aaa	12/13/2024
3133EMLP5	1693	Federal Farm Credit		12/29/2020	10,000,000.00	9,618,200.00	10,000,000.00	0.320	297	0.320	Aaa	12/23/2024
3134GXKF0	1694	Federal Home Loan Mortgage Cor		01/15/2021	10,000,000.00	9,595,000.00	10,000,000.00	0.350	320	0.350	Aaa	01/15/2025
3130AN7L8	1746	Federal Home Loan Bank		07/28/2021	5,000,000.00	4,798,350.00	5,000,000.00	0.520	333	0.520	Aaa	01/28/2025
3133EMSC7	1706	Federal Farm Credit		03/03/2021	5,000,000.00	4,777,100.00	5,000,000.00	0.480	367	0.480	Aaa	03/03/2025
3133EMVS8	1725	Federal Farm Credit		04/14/2021	5,000,000.00	4,780,150.00	5,000,000.00	0.690	409	0.690	Aaa	04/14/2025
3130APQE8	1768	Federal Home Loan Bank		11/22/2021	4,000,000.00	3,838,760.00	4,019,217.14	1.500	447	1.172	Aaa	05/22/2025
3134GWP91	1667	Federal Home Loan Mortgage Cor		09/16/2020	5,000,000.00	4,729,650.00	5,000,000.00	0.500	472	0.500	Aaa	06/16/2025
3134GXFY5	1689	Federal Home Loan Mortgage Cor		12/17/2020	3,000,000.00	2,837,430.00	3,000,000.00	0.500	473	0.500	Aaa	06/17/2025
3133EMFC1	1674	Federal Farm Credit		10/29/2020	3,000,000.00	2,825,880.00	3,000,000.00	0.530	515	0.530	Aaa	07/29/2025
3133EMFC1	1675	Federal Farm Credit		11/05/2020	3,000,000.00	2,825,880.00	3,000,000.00	0.530	515	0.530	Aaa	07/29/2025
3130APP41	1769	Federal Home Loan Bank		11/22/2021	6,000,000.00	5,685,120.00	6,000,000.00	1.125	539	1.125	Aaa	08/22/2025
3136G4M83	1660	Federal National Mortg. Assoc.		08/28/2020	5,000,000.00	4,697,150.00	5,000,000.00	0.600	545	0.600	Aaa	08/28/2025
3134GWY26	1670	Federal Home Loan Mortgage Cor		10/08/2020	5,000,000.00	4,675,800.00	5,000,000.00	0.570	586	0.570	Aaa	10/08/2025
3133ENUZ1	1804	Federal Farm Credit		04/20/2022	3,000,000.00	2,914,440.00	2,997,428.57	3.090	598	3.136	Aaa	10/20/2025
3134GW3X2	1671	Federal Home Loan Mortgage Cor		10/27/2020	3,000,000.00	2,801,910.00	3,000,000.00	0.625	605	0.625	Aaa	10/27/2025
3136G45C3	1673	Federal National Mortg. Assoc.		10/27/2020	4,000,000.00	3,721,360.00	4,000,000.00	0.540	605	0.540	Aaa	10/27/2025
3133ENDV9	1772	Federal Farm Credit		11/17/2021	5,000,000.00	4,694,100.00	5,000,000.00	1.030	626	1.030	Aaa	11/17/2025
3134GXCH5	1682	Federal Home Loan Mortgage Cor		11/25/2020	5,000,000.00	4,652,950.00	5,000,000.00	0.600	634	0.600	Aaa	11/25/2025
3135GAC66	1695	Federal National Mortg. Assoc.		01/21/2021	3,000,000.00	2,771,040.00	3,000,000.00	0.500	691	0.500	Aaa	01/21/2026
3130AKN51	1696	Federal Home Loan Bank		01/28/2021	10,000,000.00	9,234,000.00	10,000,000.00	0.520	698	0.520	Aaa	01/28/2026
3130AKTM8	1699	Federal Home Loan Bank		01/28/2021	4,000,000.00	3,690,680.00	4,000,000.00	0.480	698	0.480	Aaa	01/28/2026
3130ALHH0	1842	Federal Home Loan Bank		04/12/2023	10,000,000.00	9,277,400.00	9,266,538.83	0.960	734	4.101	Aaa	03/05/2026
3130ALH56	1712	Federal Home Loan Bank		03/18/2021	5,000,000.00	4,616,250.00	5,000,000.00	0.750	747	0.750	Aaa	03/18/2026
3133EMUK6	1718	Federal Farm Credit		03/25/2021	2,000,000.00	1,855,000.00	2,000,000.00	1.050	754	1.050	Aaa	03/25/2026
3130ALUC6	1733	Federal Home Loan Bank		04/15/2021	2,000,000.00	1,851,680.00	2,000,000.00	1.020	775	1.020	Aaa	04/15/2026
3134GXCJ1	1843	Federal Home Loan Mortgage Cor		04/12/2023	5,000,000.00	4,568,700.00	4,604,431.62	0.650	818	4.051	Aaa	05/28/2026
3130AMYYP1	1743	Federal Home Loan Bank		07/15/2021	4,000,000.00	3,678,480.00	4,000,000.00	1.125	866	1.125	Aaa	07/15/2026
3130ANMHO	1865	Federal Home Loan Bank		10/05/2023	5,000,000.00	4,583,750.00	4,548,913.04	1.100	902	5.020	Aaa	08/20/2026
3130AP3E3	1752	Federal Home Loan Bank		09/30/2021	5,000,000.00	4,550,300.00	5,000,000.00	0.820	943	0.820	Aaa	09/30/2026
3130APBV6	1762	Federal Home Loan Bank		10/07/2021	6,000,000.00	5,455,920.00	6,000,000.00	1.000	950	1.000	Aaa	10/07/2026

Portfolio MAD

RC

PM (PRF_PM2) 7.3.11

Data Updated: SET_1PM: 03/11/2024 13:14

Run Date: 03/11/2024 - 13:14

Portfolio Management by Fund
Portfolio Management
Portfolio Details - Investments
February 29, 2024

CUSIP	Investment #	Issuer	Average Balance	Purchase Date	Par Value	Market Value	Book Value	Stated Rate	Days to Maturity	YTM	Moody's	Maturity Date
Federal Agency Coupon Callables												
3130APGT6	1764	Federal Home Loan Bank		10/29/2021	6,000,000.00	5,466,180.00	6,000,000.00	1.150	971	1.150	Aaa	10/28/2026
3130APJH9	1825	Federal Home Loan Bank		12/21/2022	10,000,000.00	9,283,700.00	9,213,554.43	1.000	971	3.118	Aaa	10/28/2026
3133ENDC1	1771	Federal Farm Credit		11/03/2021	6,000,000.00	5,488,620.00	6,000,000.00	1.330	977	1.330	Aaa	11/03/2026
3130APPC3	1770	Federal Home Loan Bank		11/18/2021	5,000,000.00	4,569,850.00	5,000,000.00	1.350	992	1.350	Aaa	11/18/2026
3130ARMS7	1802	Federal Home Loan Bank		04/29/2022	3,000,000.00	2,850,270.00	3,000,000.00	3.000	1,154	3.000	Aaa	04/29/2027
3130AJSP5	1863	Federal Home Loan Bank		07/13/2023	11,000,000.00	9,802,210.00	9,797,768.32	1.000	1,222	4.441	Aaa	07/06/2027
3130ATF77	1861	Federal Home Loan Bank		07/07/2023	10,000,000.00	9,884,200.00	9,886,350.62	5.000	1,308	5.319	Aaa	09/30/2027
Subtotal and Average			272,579,304.50		276,285,714.29	261,901,275.72	272,619,131.15		570	1.490		
Treasury Coupon Securities												
91282CBV2	1779	US Treasury		01/06/2022	5,000,000.00	4,969,300.00	4,987,770.14	0.375	45	0.869	Aaa	04/15/2024
9128286R6	1849	US Treasury		05/08/2023	5,000,000.00	4,974,600.00	4,940,821.40	2.250	60	4.712	Aaa	04/30/2024
91282CCC3	1738	US Treasury		06/23/2021	3,000,000.00	2,968,710.00	2,997,619.00	0.250	75	0.410	Aaa	05/15/2024
912828XT2	1860	US Treasury		06/28/2023	10,000,000.00	9,917,600.00	9,838,842.92	2.000	91	5.344	Aaa	05/31/2024
91282CCL3	1753	US Treasury		09/23/2021	5,000,000.00	4,909,200.00	4,999,029.91	0.375	136	0.414	Aaa	07/15/2024
912828D56	1819	US Treasury		11/18/2022	10,000,000.00	9,868,400.00	9,898,054.25	2.375	167	4.523	Aaa	08/15/2024
912828YE4	1796	US Treasury		02/03/2022	5,000,000.00	4,901,550.00	4,999,426.53	1.250	183	1.273	Aaa	08/31/2024
91282CCX7	1754	US Treasury		09/24/2021	5,000,000.00	4,870,700.00	4,993,292.18	0.375	198	0.510	Aaa	09/15/2024
912828YV6	1893	US Treasury		01/05/2024	5,000,000.00	4,865,250.00	4,856,400.49	1.500	274	4.964	Aaa	11/30/2024
912828ZC7	1797	US Treasury		02/03/2022	5,000,000.00	4,810,550.00	4,988,107.89	1.125	364	1.369	Aaa	02/28/2025
912828ZL7	1785	US Treasury		01/11/2022	5,000,000.00	4,743,950.00	4,935,632.46	0.375	425	1.255	Aaa	04/30/2025
912828ZL7	1788	US Treasury		01/13/2022	5,000,000.00	4,743,950.00	4,935,259.02	0.375	425	1.260	Aaa	04/30/2025
912828ZT0	1739	US Treasury		06/23/2021	3,000,000.00	2,831,850.00	2,982,047.33	0.250	456	0.655	Aaa	05/31/2025
912828ZW3	1750	US Treasury		08/30/2021	4,000,000.00	3,764,080.00	3,979,121.21	0.250	486	0.603	Aaa	06/30/2025
91282CAB7	1749	US Treasury		08/30/2021	4,000,000.00	3,750,920.00	3,978,199.79	0.250	517	0.619	Aaa	07/31/2025
91282CAJ0	1748	US Treasury		08/30/2021	4,000,000.00	3,738,920.00	3,977,293.19	0.250	548	0.633	Aaa	08/31/2025
91282CAZ4	1763	US Treasury		10/06/2021	6,000,000.00	5,566,380.00	5,948,578.96	0.375	639	0.811	Aaa	11/30/2025
91282CHB0	1884	US Treasury		12/22/2023	5,000,000.00	4,901,150.00	4,951,236.26	3.625	805	4.219	Aaa	05/15/2026
91282CHH7	1876	US Treasury		11/13/2023	4,000,000.00	3,962,800.00	3,938,861.62	4.125	836	4.781	Aaa	06/15/2026
912828Y95	1847	US Treasury		04/24/2023	8,000,000.00	7,520,640.00	7,632,889.48	1.875	882	3.847	Aaa	07/31/2026
912828Y95	1851	US Treasury		05/12/2023	5,000,000.00	4,700,400.00	4,803,698.98	1.875	882	3.552	Aaa	07/31/2026
912828Y95	1853	US Treasury		05/24/2023	5,000,000.00	4,700,400.00	4,757,909.15	1.875	882	3.957	Aaa	07/31/2026
9128282A7	1882	US Treasury		12/22/2023	5,000,000.00	4,652,950.00	4,686,669.48	1.500	897	4.175	Aaa	08/15/2026
91282CCZ2	1758	US Treasury		09/30/2021	5,000,000.00	4,566,400.00	4,981,477.62	0.875	943	1.002	Aaa	09/30/2026
912828YG9	1883	US Treasury		12/22/2023	5,000,000.00	4,658,200.00	4,694,206.80	1.625	943	4.123	Aaa	09/30/2026
912828V98	1858	US Treasury		06/28/2023	10,000,000.00	9,402,300.00	9,470,969.04	2.250	1,081	4.169	Aaa	02/15/2027
912828V98	1886	US Treasury		12/22/2023	5,000,000.00	4,701,150.00	4,747,067.77	2.250	1,081	4.063	Aaa	02/15/2027
912828X88	1885	US Treasury		12/22/2023	5,000,000.00	4,699,800.00	4,748,789.49	2.375	1,170	4.048	Aaa	05/15/2027

Portfolio Management by Fund
Portfolio Management
Portfolio Details - Investments
February 29, 2024

CUSIP	Investment #	Issuer	Average Balance	Purchase Date	Par Value	Market Value	Book Value	Stated Rate	Days to Maturity	YTM	Moody's	Maturity Date
Treasury Coupon Securities												
91282CET4	1826	US Treasury		12/21/2022	10,000,000.00	9,465,600.00	9,635,281.02	2.625	1,186	3.766	Aaa	05/31/2027
91282CET4	1890	US Treasury		01/05/2024	5,000,000.00	4,732,800.00	4,781,073.90	2.625	1,186	4.099	Aaa	05/31/2027
91282CFB2	1827	US Treasury		12/21/2022	10,000,000.00	9,485,900.00	9,677,525.25	2.750	1,247	3.762	Aaa	07/31/2027
91282CFB2	1846	US Treasury		04/24/2023	5,000,000.00	4,742,950.00	4,840,976.56	2.750	1,247	3.741	Aaa	07/31/2027
91282CFB2	1898	US Treasury		01/26/2024	6,000,000.00	5,691,540.00	5,735,722.26	2.750	1,247	4.114	Aaa	07/31/2027
91282CFH9	1834	US Treasury		01/18/2023	10,000,000.00	9,595,700.00	9,836,426.82	3.125	1,278	3.636	Aaa	08/31/2027
91282CAL5	1835	US Treasury		02/03/2023	11,000,000.00	9,560,100.00	9,741,868.18	0.375	1,308	3.499	Aaa	09/30/2027
91282CGH8	1862	US Treasury		07/07/2023	10,000,000.00	9,699,600.00	9,663,869.86	3.500	1,431	4.438	Aaa	01/31/2028
Subtotal and Average			211,449,849.67		218,000,000.00	207,636,290.00	211,582,016.21		769	3.159		
Allspring Money Market Fund												
VP456000	140	Allspring Govt Money Market			26,199,699.60	26,199,699.60	26,199,699.60	5.310	1	5.310	Aaa	
Subtotal and Average			25,833,978.53		26,199,699.60	26,199,699.60	26,199,699.60		1	5.310		
Bank of America Interest Checking												
SYS131	131	Bank of America Interest Acct		07/13/2023	5,055,961.08	5,055,961.08	5,055,961.08	2.050	1	2.050		
Subtotal and Average			7,355,151.69		5,055,961.08	5,055,961.08	5,055,961.08		1	2.050		
CAMP: CA Asset Mgmt Program												
SYS1486	1486	California Asset Mgmt. Program			67,823,376.45	67,823,376.45	67,823,376.45	5.500	1	5.500		
Subtotal and Average			58,027,476.02		67,823,376.45	67,823,376.45	67,823,376.45		1	5.500		
Commercial Paper Disc. -Amortizing												
62479LGC3	1868	MUFG Bank		10/18/2023	7,000,000.00	6,862,170.00	6,707,656.69	5.610	133	5.912	P-1	07/12/2024
Subtotal and Average			6,707,656.69		7,000,000.00	6,862,170.00	6,707,656.69		133	5.912		
Federal Agency Disc. -Amortizing												
313384YF0	1867	Federal Home Loan Bank		10/18/2023	5,000,000.00	4,921,650.00	4,821,968.75	5.275	108	5.470	P-1	06/17/2024
313384A58	1869	Federal Home Loan Bank		10/18/2023	5,000,000.00	4,890,000.00	4,789,471.55	5.245	154	5.496	P-1	08/02/2024
Subtotal and Average			15,459,164.58		10,000,000.00	9,811,650.00	9,811,440.30		131	5.483		
Local Agency Investment Funds												
SYS119	119	Local Agency Investment Fund			206,379.63	206,379.63	206,379.63	4.122	1	4.122		
SYS119	120	Local Agency Investment Fund			254,877.71	254,877.71	254,877.71	4.122	1	4.122		
Subtotal and Average			481,257.34		481,257.34	481,257.34	481,257.34		1	4.122		

Portfolio Management by Fund
Portfolio Management
Portfolio Details - Investments
February 29, 2024

CUSIP	Investment #	Issuer	Average Balance	Purchase Date	Par Value	Market Value	Book Value	Stated Rate	Days to Maturity	YTM	Moody's	Maturity Date
Federal Agency Bullets												
3130ATUQ8	1824	Federal Home Loan Bank		12/14/2022	20,000,000.00	19,997,000.00	20,009,243.24	4.750	7	4.655	Aaa	03/08/2024
3133ENWP1	1855	Federal Farm Credit		06/07/2023	10,200,000.00	10,138,188.00	10,071,100.88	2.625	76	5.247	Aaa	05/16/2024
3135G0V75	1840	Federal National Mortg. Assoc.		03/30/2023	5,000,000.00	4,939,350.00	4,935,146.24	1.750	123	4.444	Aaa	07/02/2024
3133EMV25	1747	Federal Farm Credit		08/25/2021	5,000,000.00	4,904,450.00	5,000,371.85	0.450	144	0.435	Aaa	07/23/2024
3134GWB39	1662	Federal Home Loan Mortgage Cor		09/03/2020	5,000,000.00	4,880,650.00	5,000,000.00	0.420	186	0.420	Aaa	09/03/2024
3133EM5X6	1755	Federal Farm Credit		09/24/2021	2,000,000.00	1,946,780.00	1,998,391.84	0.430	206	0.511	Aaa	09/23/2024
3135G0W66	1765	Federal National Mortg. Assoc.		10/13/2021	6,000,000.00	5,867,760.00	6,059,589.65	1.625	228	0.621	Aaa	10/15/2024
3133EN6N5	1833	Federal Farm Credit		01/20/2023	10,000,000.00	9,935,200.00	9,989,145.45	4.250	264	4.367	Aaa	11/20/2024
3130ALYN8	1736	Federal Home Loan Bank		04/28/2021	5,000,000.00	4,802,950.00	5,000,000.00	0.625	333	0.625	Aaa	01/28/2025
3133ENPG9	1839	Federal Farm Credit		03/30/2023	5,000,000.00	4,845,750.00	4,877,578.64	1.750	350	4.324	Aaa	02/14/2025
3133ENPY0	1798	Federal Farm Credit		02/25/2022	5,000,000.00	4,838,350.00	4,997,000.00	1.750	361	1.812	Aaa	02/25/2025
3133EMSJ2	1705	Federal Farm Credit		03/03/2021	5,000,000.00	4,793,100.00	4,991,881.25	0.430	367	0.540	Aaa	03/03/2025
3130AK2L9	1663	Federal Home Loan Bank		09/04/2020	5,000,000.00	4,770,650.00	5,000,000.00	0.550	368	0.550	Aaa	03/04/2025
3130AUZC1	1837	Federal Home Loan Bank		03/02/2023	15,000,000.00	14,939,100.00	14,906,938.52	4.625	378	5.062	Aaa	03/14/2025
3133EPDW2	1838	Federal Farm Credit		03/21/2023	15,000,000.00	14,886,150.00	14,996,287.50	4.125	385	4.142	Aaa	03/21/2025
3133ENVC1	1806	Federal Farm Credit		04/25/2022	3,000,000.00	2,930,670.00	2,993,565.00	2.750	420	2.900	Aaa	04/25/2025
3130AN4A5	1744	Federal Home Loan Bank		07/06/2021	3,000,000.00	2,842,260.00	3,000,000.00	0.700	486	0.700	Aaa	06/30/2025
3137EAEU9	1700	Federal Home Loan Mortgage Cor		01/26/2021	2,000,000.00	1,883,060.00	1,999,584.05	0.375	507	0.389	Aaa	07/21/2025
3133EPGS8	1848	Federal Farm Credit		04/24/2023	5,000,000.00	4,962,450.00	4,999,966.67	4.250	510	4.253	Aaa	07/24/2025
3135G05X7	1714	Federal National Mortg. Assoc.		03/17/2021	4,000,000.00	3,747,800.00	3,980,819.52	0.375	542	0.700	Aaa	08/25/2025
3137EAEX3	1737	Federal Home Loan Mortgage Cor		04/26/2021	5,000,000.00	4,670,250.00	4,970,977.69	0.375	571	0.670	Aaa	09/23/2025
3137EAEX3	1829	Federal Home Loan Mortgage Cor		01/12/2023	11,000,000.00	10,274,550.00	10,245,250.92	0.375	571	4.030	Aaa	09/23/2025
3130AKPL4	1697	Federal Home Loan Bank		01/28/2021	5,000,000.00	4,623,850.00	5,000,000.00	0.550	698	0.550	Aaa	01/28/2026
3133EPLC7	1854	Federal Farm Credit		05/26/2023	10,000,000.00	9,913,900.00	10,000,000.00	4.125	727	4.127	Aaa	02/26/2026
3133EMUZ3	1722	Federal Farm Credit		03/30/2021	2,000,000.00	1,851,740.00	1,999,100.00	0.810	759	0.828	Aaa	03/30/2026
3133ENUJ0	1799	Federal Farm Credit		04/08/2022	3,000,000.00	2,884,050.00	3,000,000.00	2.640	768	2.640	Aaa	04/08/2026
3133ENGC8	1774	Federal Farm Credit		12/01/2021	5,000,000.00	4,653,300.00	5,000,000.00	1.320	822	1.320	Aaa	06/01/2026
3130AMFS6	1745	Federal Home Loan Bank		07/12/2021	4,000,000.00	3,670,880.00	3,999,003.39	0.750	833	0.760	Aaa	06/12/2026
3130AN4T4	1776	Federal Home Loan Bank		12/13/2021	5,000,000.00	4,602,900.00	4,957,557.13	0.875	833	1.225	Aaa	06/12/2026
3133EMV66	1877	Federal Farm Credit		11/13/2023	5,000,000.00	4,560,050.00	4,515,718.69	0.680	878	4.861	Aaa	07/27/2026
3133EM4X7	1751	Federal Farm Credit		09/23/2021	3,000,000.00	2,734,770.00	3,000,000.00	0.800	923	0.800	Aaa	09/10/2026
3130AXCP1	1866	Federal Home Loan Bank		10/05/2023	5,000,000.00	5,044,800.00	4,996,770.83	4.875	924	4.949	Aaa	09/11/2026
3130AQF65	1777	Federal Home Loan Bank		12/22/2021	5,000,000.00	4,577,350.00	4,996,085.83	1.250	1,025	1.277	Aaa	12/21/2026
3133EN4X5	1828	Federal Farm Credit		12/23/2022	10,000,000.00	9,846,500.00	9,989,537.50	3.875	1,027	3.913	Aaa	12/23/2026
3133ENKV1	1786	Federal Farm Credit		01/13/2022	3,000,000.00	2,761,320.00	2,996,544.00	1.500	1,048	1.540	Aaa	01/13/2027
3130AVWR9	1852	Federal Home Loan Bank		05/12/2023	5,000,000.00	4,869,750.00	5,003,675.36	3.625	1,197	3.601	Aaa	06/11/2027
31422X2X9	1850	Farmer Mac		05/17/2023	10,000,000.00	9,707,800.00	10,000,000.00	3.600	1,477	3.601		03/17/2028
3133EPDP7	1845	Federal Farm Credit		04/12/2023	5,000,000.00	4,858,150.00	4,986,431.70	3.625	1,481	3.691	Aaa	03/21/2028

Portfolio Management by Fund
Portfolio Management
Portfolio Details - Investments
February 29, 2024

CUSIP	Investment #	Issuer	Average Balance	Purchase Date	Par Value	Market Value	Book Value	Stated Rate	Days to Maturity	YTM	Moody's	Maturity Date
Federal Agency Bullets												
3133ELW91	1900	Federal Farm Credit		02/14/2024	5,000,000.00	4,293,250.00	4,297,955.56	0.800	1,603	4.325	Aaa	07/21/2028
Subtotal and Average			239,834,787.92		241,200,000.00	233,250,828.00	238,761,218.90		570	3.085		
Municipal Bonds												
798153PV8	1801	SAN JOSE FING AUTH LEASE REVEN		04/21/2022	1,300,000.00	1,294,605.00	1,300,000.00	2.916	61	2.916	Aa3	05/01/2024
MC1560	1560	Pub Fin Auth (Bass Lake)		04/05/2017	4,545,000.00	4,545,000.00	4,545,000.00	3.500	3,471	3.500	NR	09/01/2033
SYS1621	1621	Rolling Hills		01/30/2019	2,199,692.00	2,199,692.00	2,199,692.00	3.750	5,298	3.750	NR	09/02/2038
Subtotal and Average			8,044,692.00		8,044,692.00	8,039,297.00	8,044,692.00		3,420	3.474		
Supranational												
459058KW2	1875	International Bank Recon & Dev		10/27/2023	5,000,000.00	5,045,900.00	4,922,667.21	4.625	1,614	5.016	Aaa	08/01/2028
Subtotal and Average			4,923,199.14		5,000,000.00	5,045,900.00	4,922,667.21		1,614	5.016		
Grant Anticipation Notes												
MD 10A 1791	1791	MD 10A Madera Ranchos		01/25/2022	1,500,000.00	1,500,000.00	1,500,000.00	1.077	330	0.921	NR	01/25/2025
MD1794	1794	MD36-Eastin Arcola		01/25/2022	320,000.00	320,000.00	320,000.00	1.077	330	0.921	NR	01/25/2025
MD1793	1793	MD85 Valeta		01/25/2022	260,000.00	260,000.00	260,000.00	1.077	330	0.921	NR	01/25/2025
CSA 1 PII 1807	1807	CSA 1 Indian Lakes		06/06/2022	342,000.00	342,000.00	342,000.00	1.017	442	0.928	NR	05/17/2025
MD 19 PII 1808	1808	MD19 Parkwood		06/06/2022	444,000.00	444,000.00	444,000.00	1.017	442	0.927	NR	05/17/2025
1857 MD 10 MR	1857	MD 10A Madera Ranchos		06/20/2023	2,850,000.00	2,850,000.00	2,850,000.00	2.560	486	2.560	NR	06/30/2025
1856 MD 01 HL	1856	Hidden Lakes		06/20/2023	712,500.00	712,500.00	712,500.00	2.560	575	2.560	NR	09/27/2025
MD 28 1816	1816	MD 28 RIPPERDAN		10/18/2022	220,000.00	220,000.00	220,000.00	1.017	596	0.971	NR	10/18/2025
1881 MD 19	1881	MD19 A & B Parkwood		12/05/2023	500,000.00	500,000.00	500,000.00	3.140	940	3.140	NR	09/27/2026
Subtotal and Average			7,193,758.82		7,148,500.00	7,148,500.00	7,148,500.00		480	1.895		
Total and Average			983,400,079.89		1,005,203,200.76	964,809,718.27	986,803,214.28		624	3.039		



**Portfolio Management by Fund
Transaction Activity Report
February 1, 2024 - February 29, 2024
Sorted by Transaction Date - Transaction Date
All Funds**

Madera County
200 W. 4th Street
Madera, CA 93637
(559)675-7013

Investment #	Fund	CUSIP	Inv Descrip	TransactionType	TransactionDate	MaturityDate	RedemptionType	New Principal	Principal Paydowns	Interest	Total Cash
1875	01	459058KW2	IBRD 4.625% MAT	Interest	02/02/2024	08/01/2028				80,300.00	80,300.00
1875	01	459058KW2	IBRD 4.625% MAT	Accr Int	02/02/2024	08/01/2028			19,913.19	-19,913.19	0.00
Totals for 02/02/2024									19,913.19	60,386.81	80,300.00
1874	01	458140BY5	INTEL CORP, SR	Interest	02/05/2024	08/05/2027				93,750.00	93,750.00
1874	01	458140BY5	INTEL CORP, SR	Accr Int	02/05/2024	08/05/2027			42,187.50	-42,187.50	0.00
Totals for 02/05/2024									42,187.50	51,562.50	93,750.00
131	01	SYS131	BOFA-I 0.0%	Purchase	02/06/2024			28,000,000.00			-28,000,000.00
131	01	SYS131	BOFA-I 0.0%	Redemption	02/06/2024				5,000,000.00		5,000,000.00
Totals for 02/06/2024								28,000,000.00	5,000,000.00		-23,000,000.00
1486	01	SYS1486	CAMP 0.43%	Purchase	02/07/2024			25,000,000.00			-25,000,000.00
131	01	SYS131	BOFA-I 0.0%	Redemption	02/07/2024				25,000,000.00		25,000,000.00
Totals for 02/07/2024								25,000,000.00	25,000,000.00		0.00
1841	01	313384SV2	FHLB ZERO CPN	Redemption	02/08/2024	02/08/2024			7,500,000.00		7,500,000.00
1856	01	1856 MD 01 HL	MD1 2.56% MAT	Redemption	02/08/2024	09/27/2025	Sale		37,500.00		37,500.00
1857	01	1857 MD 10 MR	MD 10A 2.56% MAT	Redemption	02/08/2024	06/30/2025	Sale		150,000.00		150,000.00
1805	01	594918BR4	MICROSOFT CORP,	Interest	02/08/2024	08/08/2026				60,000.00	60,000.00
1807	01	CSA 1 PII 1807	CSA 1 1.0% MAT	Interest	02/08/2024	05/17/2025				867.32	867.32
1808	01	MD 19 PII 1808	MD 19 1.0% MAT	Interest	02/08/2024	05/17/2025				1,126.00	1,126.00
1816	01	MD 28 1816	MD 28 1.0% MAT	Interest	02/08/2024	10/18/2025				570.19	570.19
1856	01	1856 MD 01 HL	MD1 2.56% MAT	Interest	02/08/2024	09/27/2025				4,853.33	4,853.33
1856	01	1856 MD 01 HL	MD1 2.56% MAT	Interest	02/08/2024	09/27/2025				105.51	105.51
1857	01	1857 MD 10 MR	MD 10A 2.56% MAT	Interest	02/08/2024	06/30/2025				19,413.33	19,413.33
1857	01	1857 MD 10 MR	MD 10A 2.56% MAT	Interest	02/08/2024	06/30/2025				422.03	422.03
1879	01	037833ECO	APPLE INC, SR GLBL	Interest	02/08/2024	02/08/2028				30,000.00	30,000.00
1879	01	037833ECO	APPLE INC, SR GLBL	Accr Int	02/08/2024	02/08/2028			19,333.33	-19,333.33	0.00
Totals for 02/08/2024									7,706,833.33	98,024.38	7,804,857.71
131	01	SYS131	BOFA-I 0.0%	Purchase	02/09/2024			2,000,000.00			-2,000,000.00
1844	01	14912L6T3	CATERP 2.4% MAT	Interest	02/09/2024	08/09/2026				60,000.00	60,000.00
Totals for 02/09/2024								2,000,000.00		60,000.00	-1,940,000.00
1701	01	3133EMQL9	FEDERAL FARM CR	Redemption	02/12/2024	02/12/2024	Maturity		8,000,000.00		8,000,000.00
1701	01	3133EMQL9	FEDERAL FARM CR	Interest	02/12/2024	02/12/2024				8,000.00	8,000.00
1871	01	14913R3A3	CATERP 3.6% MAT	Interest	02/12/2024	08/12/2027				90,000.00	90,000.00
1871	01	14913R3A3	CATERP 3.6% MAT	Accr Int	02/12/2024	08/12/2027			37,000.00	-37,000.00	0.00
Totals for 02/12/2024									8,037,000.00	61,000.00	8,098,000.00

Portfolio MAD

RC

TA (PRF_TA) 7.3.11
Report Ver. 7.3.11

**Portfolio Management by Fund
Transaction Activity Report
Sorted by Transaction Date - Transaction Date**

Investment #	Fund	CUSIP	Inv Descrip	TransactionType	TransactionDate	MaturityDate	RedemptionType	New Principal	Principal Paydowns	Interest	Total Cash
131	01	SYS131	BOFA-I 0.0%	Purchase	02/13/2024			5,000,000.00			-5,000,000.00
1889	01	313384TA7	FHLB ZERO CPN	Redemption	02/13/2024	02/13/2024			10,000,000.00		10,000,000.00
131	01	SYS131	BOFA-I 0.0%	Redemption	02/13/2024				5,000,000.00		5,000,000.00
1891	01	89236THG3	TOYOTA MTR CR	Interest	02/13/2024	08/13/2027				23,000.00	23,000.00
1891	01	89236THG3	TOYOTA MTR CR	Accr Int	02/13/2024	08/13/2027			18,144.44	-18,144.44	0.00
Totals for 02/13/2024								5,000,000.00	15,018,144.44	4,855.56	10,023,000.00
1900	01	3133ELW91	FFC 0.8% MAT	Purchase	02/14/2024	07/21/2028		4,297,955.56			-4,297,955.56
1839	01	3133ENPG9	FEDERAL FARM CR	Interest	02/14/2024	02/14/2025				43,750.00	43,750.00
Totals for 02/14/2024								4,297,955.56		43,750.00	-4,254,205.56
1899	01	594918BR4	MICROSOFT CORP,	Purchase	02/15/2024	08/08/2026		4,743,783.33			-4,743,783.33
131	01	SYS131	BOFA-I 0.0%	Purchase	02/15/2024			10,000,000.00			-10,000,000.00
1486	01	SYS1486	CAMP 0.43%	Purchase	02/15/2024			12,000,000.00			-12,000,000.00
131	01	SYS131	BOFA-I 0.0%	Redemption	02/15/2024				2,000,000.00		2,000,000.00
1819	01	912828D56	UNITED STATES	Interest	02/15/2024	08/15/2024				118,750.00	118,750.00
1858	01	912828V98	UNITED STATES	Interest	02/15/2024	02/15/2027				112,500.00	112,500.00
1882	01	9128282A7	USTR 1.5% MAT	Interest	02/15/2024	08/15/2026				37,500.00	37,500.00
1882	01	9128282A7	USTR 1.5% MAT	Accr Int	02/15/2024	08/15/2026			26,290.76	-26,290.76	0.00
1886	01	912828V98	UNITED STATES	Interest	02/15/2024	02/15/2027				56,250.00	56,250.00
1886	01	912828V98	UNITED STATES	Accr Int	02/15/2024	02/15/2027			39,436.14	-39,436.14	0.00
Totals for 02/15/2024								26,743,783.33	2,065,726.90	259,273.10	-24,418,783.33
131	01	SYS131	BOFA-I 0.0%	Redemption	02/20/2024				5,000,000.00		5,000,000.00
1740	01	037833DX5	APPLE INC, SR GLBL	Interest	02/20/2024	08/20/2025				8,250.00	8,250.00
1757	01	037833DX5	APPLE INC, SR GLBL	Interest	02/20/2024	08/20/2025				13,750.00	13,750.00
1865	01	3130ANMH0	FEDERAL HOME	Interest	02/20/2024	08/20/2026				27,500.00	27,500.00
1865	01	3130ANMH0	FEDERAL HOME	Accr Int	02/20/2024	08/20/2026			6,875.00	-6,875.00	0.00
Totals for 02/20/2024									5,006,875.00	42,625.00	5,049,500.00
131	01	SYS131	BOFA-I 0.0%	Redemption	02/26/2024				8,000,000.00		8,000,000.00
1486	01	SYS1486	CAMP 0.43%	Redemption	02/26/2024				33,000,000.00		33,000,000.00
1714	01	3135G05X7	FEDERAL NATL MTG	Interest	02/26/2024	08/25/2025				7,500.00	7,500.00
1798	01	3133ENPY0	FEDERAL FARM CR	Interest	02/26/2024	02/25/2025				43,750.00	43,750.00
1854	01	3133EPLC7	FEDERAL FARM CR	Interest	02/26/2024	02/26/2026				206,250.00	206,250.00
1870	01	58933YAY1	MERCK & CO. INC,	Interest	02/26/2024	02/24/2026				15,750.00	15,750.00
1870	01	58933YAY1	MERCK & CO. INC,	Accr Int	02/26/2024	02/24/2026			4,812.50	-4,812.50	0.00
Totals for 02/26/2024									41,004,812.50	268,437.50	41,273,250.00
131	01	SYS131	BOFA-I 0.0%	Purchase	02/28/2024			5,000,000.00			-5,000,000.00
1660	01	3136G4M83	FEDERAL NATL MTG	Interest	02/28/2024	08/28/2025				15,000.00	15,000.00
Totals for 02/28/2024								5,000,000.00		15,000.00	-4,985,000.00
1486	01	SYS1486	CAMP 0.43%	Purchase	02/29/2024			28,000,000.00			-28,000,000.00
130	02	SYS130	BANKAM 0.0%	Redemption	02/29/2024				5,686,340.54		5,686,340.54
1748	01	91282CAJ0	UNITED STATES	Interest	02/29/2024	08/31/2025				5,000.00	5,000.00

Portfolio Management by Fund
Transaction Activity Report
Sorted by Transaction Date - Transaction Date

Investment #	Fund	CUSIP	Inv Descrip	TransactionType	TransactionDate	MaturityDate	RedemptionType	New Principal	Principal Paydowns	Interest	Total Cash
1796	01	912828YE4	UNITED STATES	Interest	02/29/2024	08/31/2024				31,250.00	31,250.00
1797	01	912828ZC7	UNITED STATES	Interest	02/29/2024	02/28/2025				28,125.00	28,125.00
1834	01	91282CFH9	UNITED STATES	Interest	02/29/2024	08/31/2027				156,250.00	156,250.00
131	01	SYS131	BOFA-I 0.0%	Interest	02/29/2024					11,552.58	11,552.58
131	01	SYS131	BOFA-I 0.0%	Purchase	02/29/2024			11,552.58			-11,552.58
1486	01	SYS1486	CAMP 0.43%	Interest	02/29/2024					252,896.87	252,896.87
1486	01	SYS1486	CAMP 0.43%	Purchase	02/29/2024			252,896.87			-252,896.87
Totals for 02/29/2024								28,284,449.45	5,686,340.54	485,074.45	-22,093,034.46
Grand Total								124,306,188.34	114,587,833.40	1,449,989.30	-8,268,365.64



M E E D E R
PUBLIC FUNDS

Monthly Internal Investment Report

County of Madera Treasurer's Investment Pool

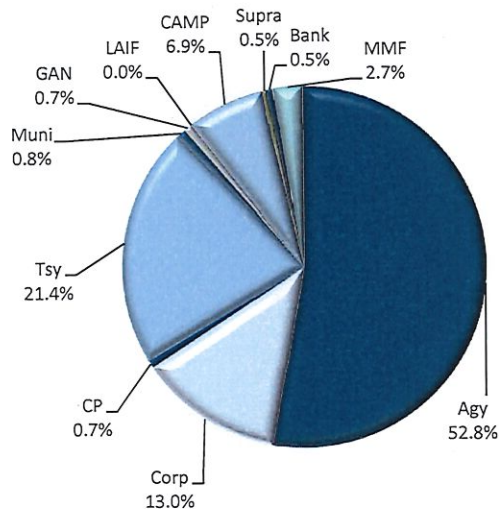
February 2024

Portfolio Summary

County of Madera

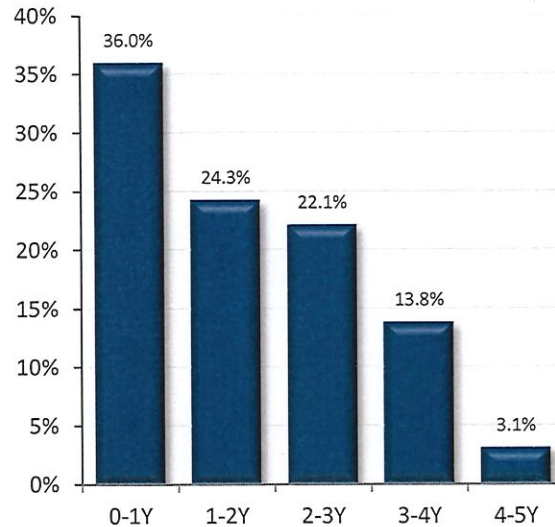
2/29/2024

SECTOR ALLOCATION



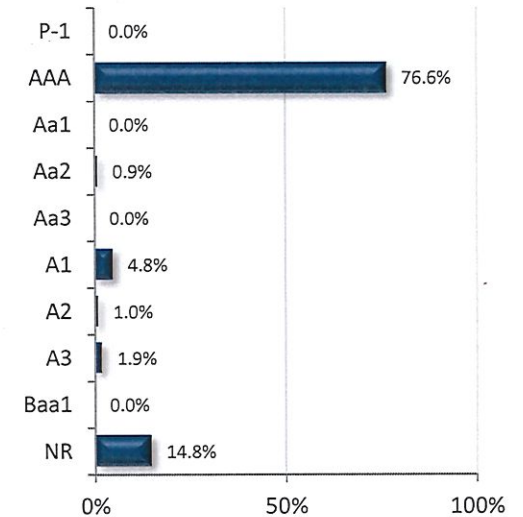
Per Book Value

MATURITY DISTRIBUTION



Per Book Value

CREDIT QUALITY (MOODY'S)



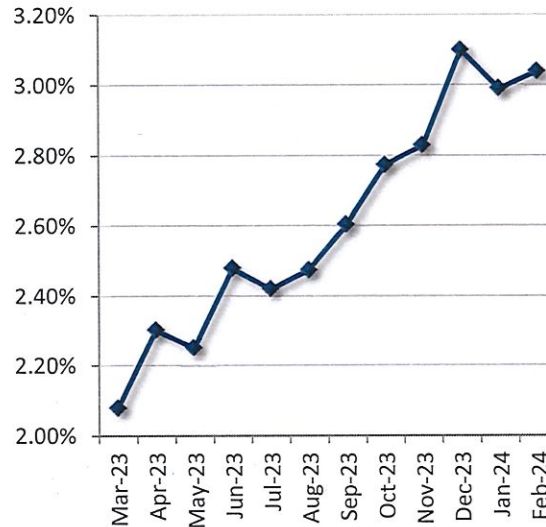
NR: Not Rated

ACCOUNT SUMMARY

	2/29/24	1/31/24
Market Value	\$964,809,718	\$965,245,732
Book Value*	\$986,803,214	\$982,516,267
Unrealized G/L	-\$21,993,496	-\$17,270,536
Par Value	\$1,005,203,201	\$1,000,735,194
Net Asset Value	\$97.77	\$98.24
Book Yield	3.04%	2.99%
Years to Maturity	1.71	1.76
Effective Duration	1.60	1.68

*Book Value is Amortized

PORTFOLIO BOOK YIELD HISTORY



Per Book Value

TOP ISSUERS

Issuer	% Portfolio
Federal Home Loan Bank	21.9%
US Treasury	21.4%
Federal Farm Credit	16.4%
Federal Home Loan Mortgage Cor	9.2%
California Asset Mgmt. Program	6.9%
Federal National Mortg. Assoc.	4.3%
APPLE INC.	2.9%
Allspring Govt Money Market	2.7%
Intel Corp	1.9%
John Deere	1.6%
Toyota	1.5%
Farmer Mac	1.0%
Microsoft Corp	1.0%
Caterpillar	1.0%
AMAZON.COM INC	0.8%

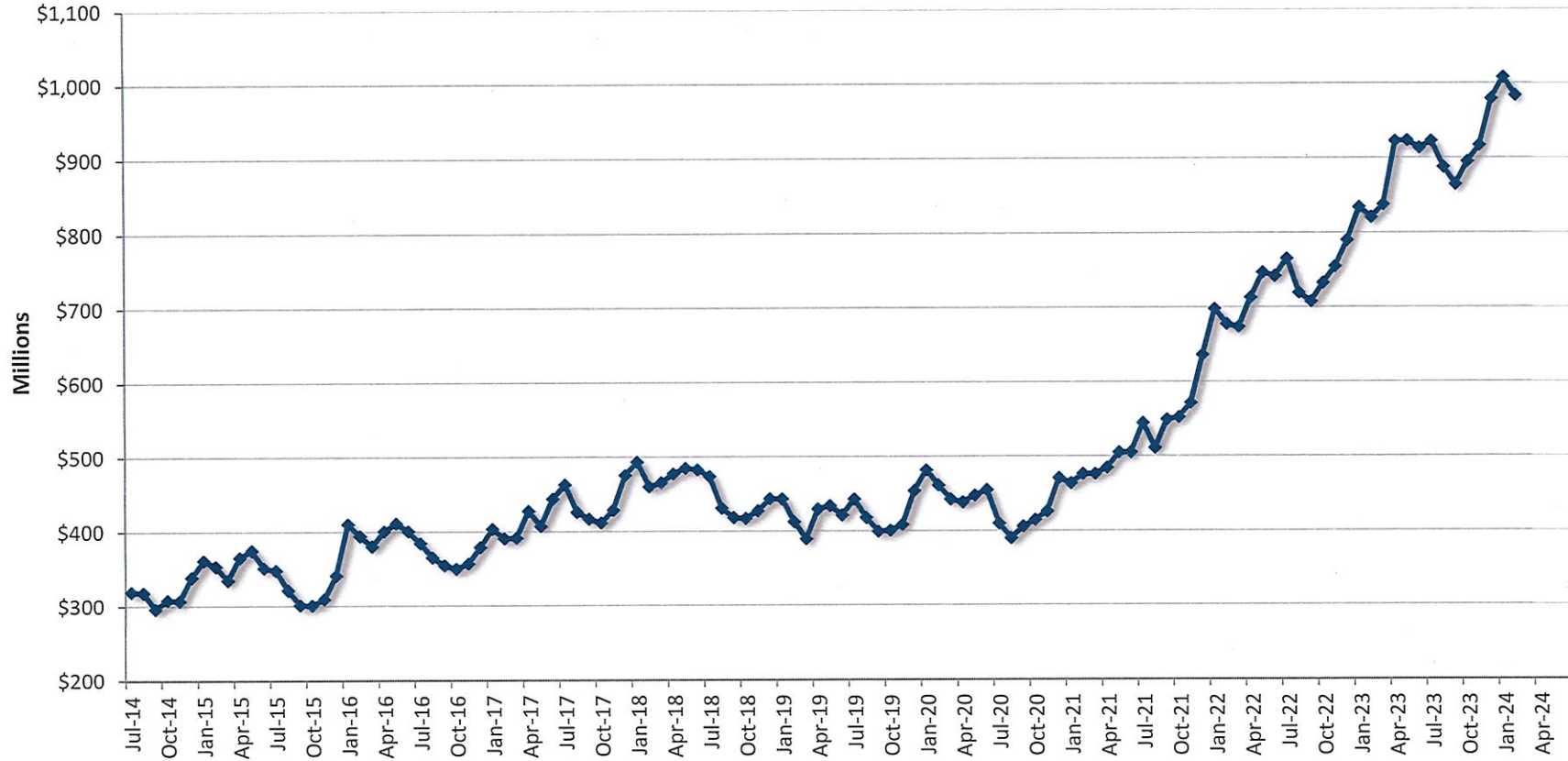
Investment Policy Compliance

County of Madera

2/29/2024

Item / Sector	Parameters	In Compliance
Weighted Average Maturity	Maximum WAM of 2.5 years.	Yes 1.71 yrs
LAIF	Maximum amount permitted by LAIF (currently \$75 million limit).	Yes \$0.5 Mil
Joint Powers Authority	No sector limit; advisor requirement.	Yes 6.9%
Money Market Mutual Funds	20% limit; SEC registered with stable NAV; Rated AA+ or equivalent by at least two of rating agencies or advisor requirements.	Yes 2.7%
U.S. Treasury Obligations	No sector limit; no issuer limit.	Yes 21.4%
U.S. Agencies	No sector limit; no issuer limit.	Yes 52.8%
State of California Municipal Securities	No sector limit; no issuer limit. Approved maturity past 5 years.	Yes 0.8%
Commercial Paper	40% sector limit; 10% issuer limit; Max maturity of 270 days; Rated A-1, P-1, or F-1; Total assets over \$500mm.	Yes 0.7%
Negotiable CDs	30% limit; 5% issuer limit; Issued by a Federal or State Chartered bank.	Yes 0.0%
Medium-Term Corporate Notes	30% limit; 5% issuer limit; Max maturity 5 years; Rated in the A category, equivalent or better.	Yes 13.0%
Grant Anticipation Notes	100% limit; Max Maturity 5 years	Yes 0.7%
Supranationals	30% limit; Only IBRD, IFC, IADB; Max Maturity 5 years; Rated AA, equivalent or better.	Yes 0.5%

Historical Book Values



	Jul	Aug	Sep	Oct	Nov	Dec	Jan	Feb	Mar	Apr	May	Jun
Fiscal Year 2018	\$462.8	\$425.9	\$416.6	\$411.5	\$428.6	\$475.1	\$493.0	\$459.5	\$465.0	\$476.9	\$484.6	\$482.3
Fiscal Year 2019	\$473.3	\$430.5	\$418.0	\$417.1	\$426.8	\$443.2	\$442.7	\$412.4	\$389.1	\$429.2	\$433.6	\$421.0
Fiscal Year 2020	\$442.4	\$417.6	\$399.1	\$400.4	\$408.2	\$453.5	\$481.3	\$460.8	\$442.0	\$438.1	\$447.0	\$454.5
Fiscal Year 2021	\$409.8	\$389.9	\$405.7	\$414.6	\$425.8	\$470.2	\$463.3	\$476.0	\$475.9	\$484.3	\$504.8	\$505.0
Fiscal Year 2022	\$544.1	\$510.9	\$548.9	\$552.1	\$571.6	\$636.1	\$697.9	\$677.8	\$673.5	\$713.3	\$746.8	\$742.0
Fiscal Year 2023	\$765.2	\$719.6	\$707.8	\$732.9	\$754.9	\$789.6	\$833.8	\$820.7	\$837.6	\$922.6	\$923.3	\$913.2
Fiscal Year 2024	\$922.3	\$887.4	\$864.3	\$895.0	\$916.4	\$978.9	\$1,009.7	\$983.4				

Figures in Millions, Average Daily Balance

Disclosure

Meeder Public Funds, Inc., is a registered investment adviser with the Securities and Exchange Commission (SEC) under the Investment Advisers Act of 1940. Registration with the SEC does not imply a certain level of skill or training. The opinions expressed in this presentation are those of Meeder Public Funds, Inc. The material presented has been derived from sources considered to be reliable, but the accuracy and completeness cannot be guaranteed.

Meeder provides monthly statements for its investment management clients to provide information about the investment portfolio. The information should not be used for audit or confirmation purposes. Please review your custodial statements and report any inaccuracies or discrepancies.

Certain information and data have been supplied by unaffiliated third parties. Although Meeder believes the information is reliable, it cannot warrant the accuracy of information offered by third parties. Market value may reflect prices received from pricing vendors when current market quotations are not available. Prices may not reflect firm bids or offers and may differ from the value at which the security can be sold.

Statements may include positions from unmanaged accounts provided for reporting purposes. Unmanaged accounts are managed directly by the client and are not included in the accounts managed by the investment adviser. This information is provided as a client convenience and the investment adviser assumes no responsibility for performance of these accounts or the accuracy of the data reported.

Investing involves risk. Past performance is no guarantee of future results. Debt and fixed income securities are subject to credit and interest rate risk. The investment return and principal value of an investment will fluctuate so that an investor's shares, when redeemed, may be worth more or less than their original cost. Current performance may be lower or higher than the performance data quoted.

Investment advisory services are provided through Meeder Public Funds, Inc. Please contact us if you would like to receive a copy of our current ADV disclosure brochure or privacy policy.

Source: ICE Data Indices, LLC ("ICE"), is used with permission. ICE, ITS AFFILIATES AND THEIR RESPECTIVE THIRD PARTY SUPPLIERS DISCLAIM ANY AND ALL WARRANTIES AND REPRESENTATIONS, EXPRESS AND/OR IMPLIED, INCLUDING ANY WARRANTIES OF MERCHANTABILITY OR FITNESS FOR A PARTICULAR PURPOSE OR USE, INCLUDING THE INDICES, INDEX DATA AND ANY DATA INCLUDED IN, RELATED TO, OR DERIVED THEREFROM. NEITHER ICE DATA, ITS AFFILIATES OR THEIR RESPECTIVE THIRD PARTY PROVIDERS SHALL NOT BE SUBJECT TO ANY DAMAGES OR LIABILITY WITH RESPECT TO THE QUALITY, ADEQUACY, ACCURACY, TIMELINESS OR COMPLETENESS OF THE INDICES OR THE INDEX DATA OR ANY COMPONENT THEREOF, AND THE INDICES AND INDEX DATA AND ALL COMPONENTS THEREOF ARE PROVIDED ON AN "AS IS" BASIS AND SUBSCRIBER'S USE IS AT SUBSCRIBER'S OWN RISK. ICE DATA, ITS AFFILIATES AND THEIR RESPECTIVE THIRD PARTY DO NOT SPONSOR, ENDORSE, OR RECOMMEND MEEDER PUBLIC FUNDS, INC., OR ANY OF ITS PRODUCTS OR SERVICES.