



COUNTY OF MADERA
OFFICE OF THE TREASURER/TAX COLLECTOR
TRACY KENNEDY
200 W. 4th Street, 2nd Floor, Madera, CA 93637
Telephone: (559) 675-7713
e-mail: treasurer@maderacounty.com

MEMORANDUM

Date: January 18, 2024
To: Madera County Commingled Investment Pool Participants
From: Tracy Kennedy, Treasurer-Tax Collector
Subject: Investment Portfolio Summary – December 2023

REQUIREMENT

In compliance with Government Code 53646 (b) the County Treasurer is, at a minimum, required to submit a quarterly investment report within 45 days following the end of each quarter. The Treasurer, however, elected to exceed the minimum requirement by increasing its frequency to a monthly report and disseminate to all pool participants.

Also required in the report is a disclosure of type of investment, name of issuer, date of maturity, par value and the sub total amounts invested for each category held by the County Treasurer including the market value provided by our custodial bank, Principal Custody Solutions. For your convenience, our investment reports can also be found on our website at:

www.maderacounty.com/government/treasurer-tax-collector.

While the County Treasurer takes all economic conditions under advisement, our primary goal is to ensure proper liquidity is available for all depositors while taking into consideration all pool expenditure requirements.

- c.c. Alview-Dairyland
Bass Lake School District
Chawanakee Unified School District
Chowchilla Cemetery District
Chowchilla Elementary School District
Chowchilla High School District
County Administrative Officer
County Auditor-Controller
County Board of Supervisors
County Superintendent of Schools
First 5 Madera County
Golden Valley School District
Madera Cemetery District
Madera County District Attorney
Madera County Transportation Commission
Madera Unified School District
Raymond-Knowles School District
Philip Toler, County Special Districts
Yosemite Unified School District



M E E D E R
PUBLIC FUNDS

Monthly Internal Investment Report

County of Madera Treasurer's Investment Pool

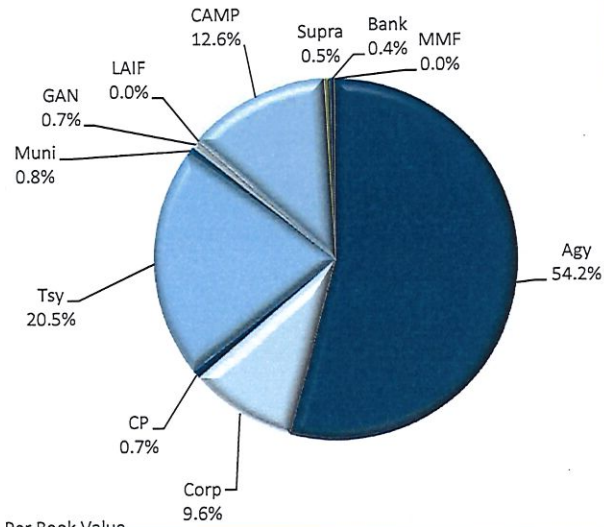
December 2023

Portfolio Summary

County of Madera

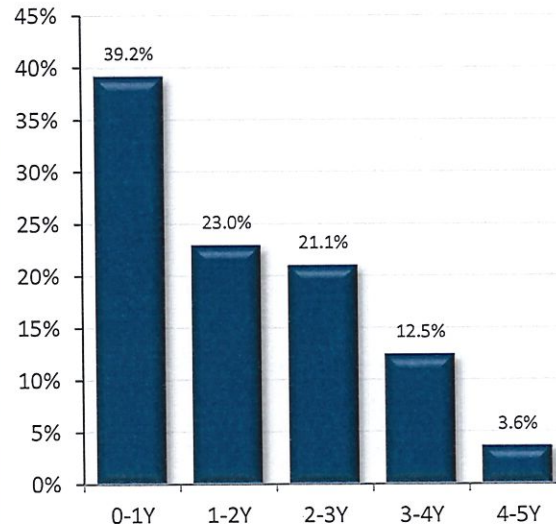
12/31/2023

SECTOR ALLOCATION



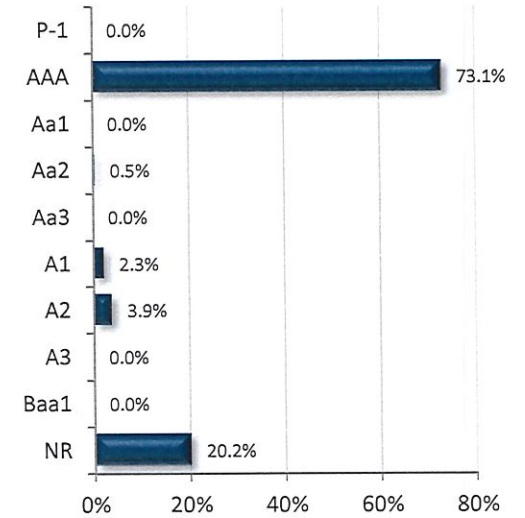
Per Book Value

MATURITY DISTRIBUTION



Per Book Value

CREDIT QUALITY (MOODY'S)



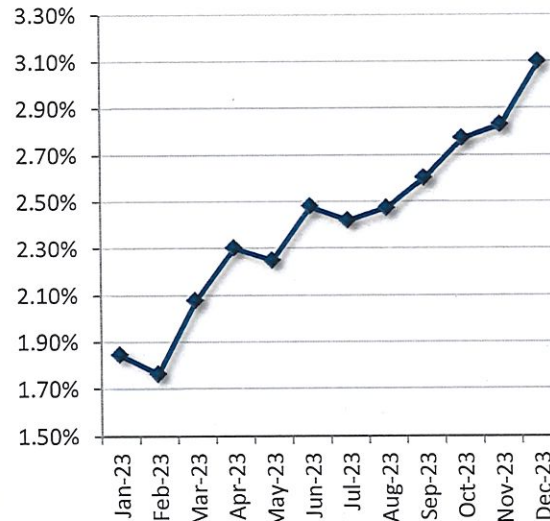
NR: Not Rated

ACCOUNT SUMMARY

	12/31/23	11/30/23
Market Value	\$1,007,463,352	\$895,963,124
Book Value*	\$1,026,064,179	\$922,520,250
Unrealized G/L	-\$18,600,827	-\$26,557,125
Par Value	\$1,043,219,975	\$937,366,233
Net Asset Value	\$98.19	\$97.12
Book Yield	3.10%	2.83%
Years to Maturity	1.65	1.78
Effective Duration	1.54	1.69

*Book Value is Amortized

PORTFOLIO BOOK YIELD HISTORY



TOP ISSUERS

Issuer	% Portfolio
Federal Home Loan Bank	23.7%
US Treasury	20.5%
Federal Farm Credit	16.6%
California Asset Mgmt. Program	12.6%
Federal Home Loan Mortgage Cor	8.9%
Federal National Mortg. Assoc.	4.1%
APPLE INC.	2.0%
John Deere	1.6%
Intel Corp	1.4%
Farmer Mac	1.0%
Caterpillar	0.9%
AMAZON.COM INC	0.8%
Toyota	0.7%
MUFG Bank	0.7%
J P Morgan	0.5%

Per Book Value

Investment Policy Compliance

County of Madera

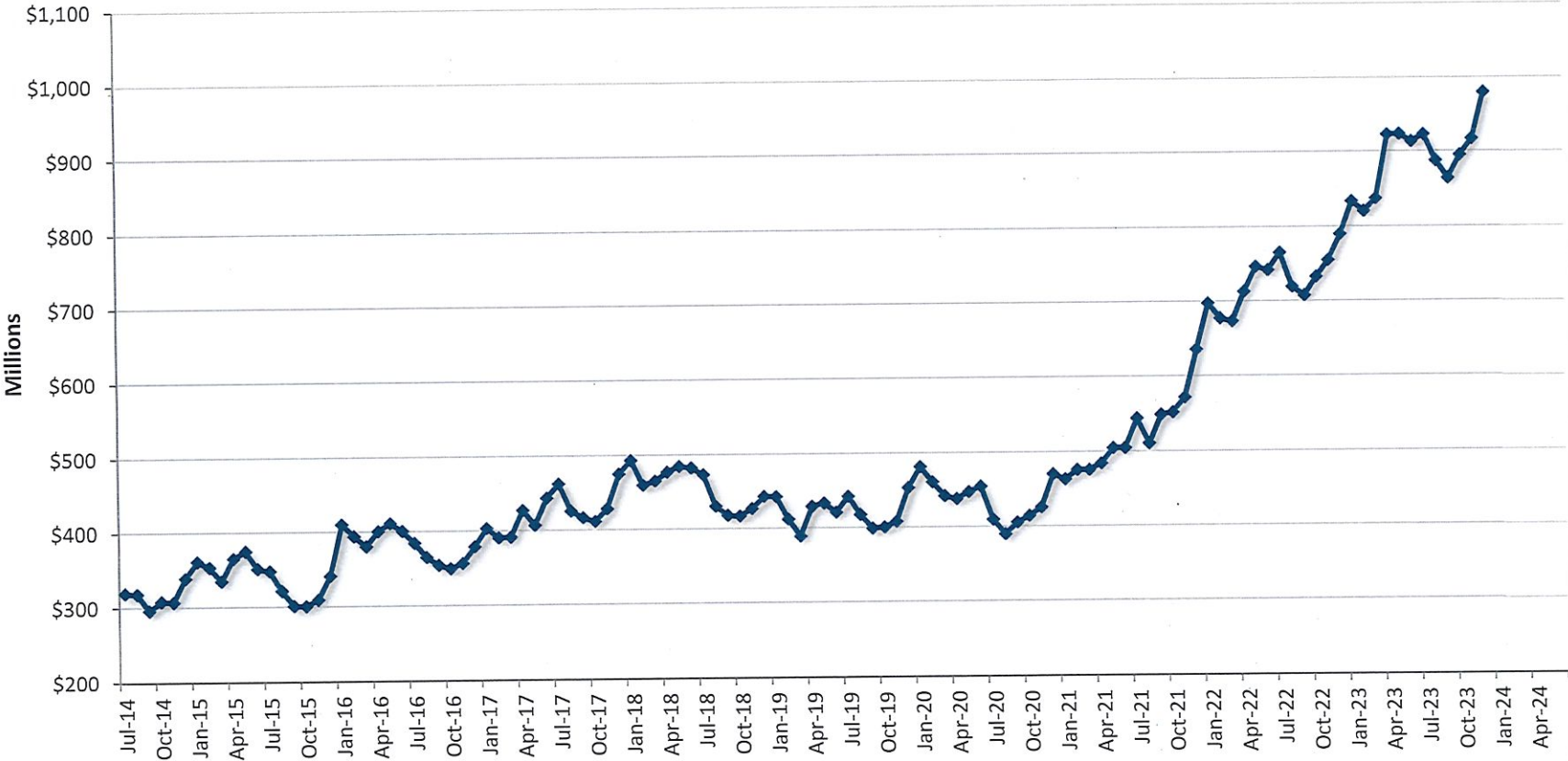
12/31/2023

Item / Sector	Parameters	In Compliance	
Weighted Average Maturity	Maximum WAM of 2.5 years.	Yes	1.65 yrs
LAIF	Maximum amount permitted by LAIF (currently \$75 million limit).	Yes	\$0.5 Mil
Joint Powers Authority	No sector limit; advisor requirement.	Yes	12.6%
Money Market Mutual Funds	20% limit; SEC registered with stable NAV; Rated AAAM or equivalent by at least two of rating agencies or advisor requirements.	Yes	0.0%
U.S. Treasury Obligations	No sector limit; no issuer limit.	Yes	20.5%
U.S. Agencies	No sector limit; no issuer limit.	Yes	54.2%
State of California Municipal Securities	No sector limit; no issuer limit. Approved maturity past 5 years.	Yes	0.8%
Commercial Paper	40% sector limit; 10% issuer limit; Max maturity of 270 days; Rated A-1, P-1, or F-1; Total assets over \$500mm.	Yes	0.7%
Negotiable CDs	30% limit; 5% issuer limit; Issued by a Federal or State Chartered bank.	Yes	0.0%
Medium-Term Corporate Notes	30% limit; 5% issuer limit; Max maturity 5 years; Rated in the A category, equivalent or better.	Yes	9.6%
Grant Anticipation Notes	100% limit; Max Maturity 5 years	Yes	0.7%
Supranationals	30% limit; Only IBRD, IFC, IADB; Max Maturity 5 years; Rated AA, equivalent or better.	Yes	0.5%

Historical Book Values

County of Madera

12/31/2023



	Jul	Aug	Sep	Oct	Nov	Dec	Jan	Feb	Mar	Apr	May	Jun
Fiscal Year 2018	\$462.78	\$425.88	\$416.58	\$411.46	\$428.59	\$475.11	\$493.00	\$459.55	\$465.03	\$476.87	\$484.57	\$482.28
Fiscal Year 2019	\$473.35	\$430.47	\$418.04	\$417.09	\$426.82	\$443.18	\$442.73	\$412.39	\$389.08	\$429.19	\$433.61	\$421.02
Fiscal Year 2020	\$442.36	\$417.58	\$399.07	\$400.40	\$408.18	\$453.49	\$481.25	\$460.82	\$442.03	\$438.07	\$446.99	\$454.55
Fiscal Year 2021	\$409.84	\$389.88	\$405.74	\$414.63	\$425.78	\$470.18	\$463.33	\$475.97	\$475.87	\$484.34	\$504.83	\$504.97
Fiscal Year 2022	\$544.08	\$510.89	\$548.92	\$552.07	\$571.56	\$636.15	\$697.88	\$677.76	\$673.48	\$713.33	\$746.81	\$742.04
Fiscal Year 2023	\$765.21	\$719.60	\$707.80	\$732.90	\$754.92	\$789.63	\$833.80	\$820.74	\$837.58	\$922.62	\$923.32	\$913.25
Fiscal Year 2024	\$922.30	\$887.39	\$864.29	\$895.03	\$916.39	\$978.92						

Figures in Millions, Average Daily Balance

**Portfolio Management by Fund
Portfolio Management
Portfolio Summary
December 31, 2023**

Investments	Par Value	Market Value	Book Value	% of Portfolio	Term	Days to Maturity	YTM
Medium Term Notes	102,030,000.00	97,036,478.10	98,307,747.83	9.58	1,340	990	3.779
Federal Agency Coupon Callables	276,285,714.29	261,677,930.00	272,395,413.68	26.55	1,483	629	1.488
Treasury Coupon Securities	217,000,000.00	208,069,850.00	210,517,639.45	20.52	1,180	762	3.094
Allspring Money Market Fund	96,207.24	96,207.24	96,207.24	0.01	1	1	5.350
Bank of America Interest Checking	4,031,485.98	4,031,485.98	4,031,485.98	0.39	1	1	2.050
CAMP: CA Asset Mgmt Program	129,239,189.54	129,239,189.54	129,239,189.54	12.60	1	1	5.550
Commercial Paper Disc. -Amortizing	7,000,000.00	6,802,880.00	6,707,656.69	0.65	268	193	5.912
Federal Agency Disc. -Amortizing	37,500,000.00	37,073,500.00	36,694,661.14	3.58	153	77	5.280
Local Agency Investment Funds	456,685.64	456,685.64	456,685.64	0.04	1	1	3.929
Federal Agency Bullets	249,200,000.00	242,480,096.00	247,298,706.41	24.10	1,121	581	2.926
Municipal Bonds	8,044,692.00	8,034,799.00	8,044,692.00	0.78	5,462	3,480	3.474
Supranational	5,000,000.00	5,128,250.00	4,938,093.19	0.48	1,740	1,674	5.016
Grant Anticipation Notes	7,336,000.00	7,336,000.00	7,336,000.00	0.71	917	540	1.918
	1,043,219,974.69	1,007,463,351.50	1,026,064,178.79	100.00%	1,099	602	3.099

Investments

Total Earnings	December 31 Month Ending	Fiscal Year To Date
Current Year	1,855,442.36	12,311,013.01
Average Daily Balance	978,918,084.36	766,544,916.73
Effective Rate of Return	2.23%	3.19%

Active Account Balance as of 12/31/2023: \$11,955,583.73.
PURSUANT TO GOVERNMENT CODE SECTION 53646:

1. (b)(2) THE COUNTY'S PORTFOLIO IS IN COMPLIANCE WITH THE 2023 INVESTMENT POLICY VALID 01/01/2023 THROUGH 12/31/2023.
2. (b)(3) THE MADERA COUNTY CO-MINGLED INVESTMENT POOL IS ABLE TO MEET THE POOL'S EXPENDITURE REQUIREMENTS FOR THE NEXT SIX MONTHS.
3. (b)(1) MARKET VALUE SOURCE: PRINCIPAL CUSTODY SOLUTIONS.

Jane Kennedy 1-22-2024

Reporting period 12/01/2023-12/31/2023
Data Updated: SET_1PM: 01/11/2024 14:57
Run Date: 01/11/2024 - 14:57

Portfolio MAD
RC
PM (PRF_PM1) 7.3.11
Report Ver. 7.3.11

Portfolio Management by Fund
Portfolio Management
Portfolio Details - Investments
December 31, 2023

CUSIP	Investment #	Issuer	Average Balance	Purchase Date	Par Value	Market Value	Book Value	Stated Rate	Days to Maturity	YTM Moody's	Maturity Date
Medium Term Notes											
24422EWW5	1872	John Deere		10/26/2023	5,000,000.00	5,020,050.00	4,972,162.07	4.950	522	5.339	AA+ 06/06/2025
458140AS9	1873	Intel Corp		10/26/2023	5,000,000.00	4,920,600.00	4,890,858.33	3.700	575	5.557	AA+ 07/29/2025
037833DX5	1740	APPLE INC.		06/28/2021	3,000,000.00	2,821,140.00	2,985,797.86	0.550	597	0.791	Aaa 08/20/2025
037833DX5	1757	APPLE INC.		09/30/2021	5,000,000.00	4,701,900.00	4,965,568.57	0.550	597	0.901	Aaa 08/20/2025
478160CN2	1830	Johnson & Johnson		01/12/2023	5,000,000.00	4,684,200.00	4,657,108.54	0.550	609	4.208	Aaa 09/01/2025
46632FTH8	1864	J P Morgan		09/22/2023	5,000,000.00	5,022,850.00	5,000,000.00	6.000	630	6.000	AA+ 09/22/2025
58933YAY1	1870	Merck & Co. Inc.		10/19/2023	4,200,000.00	3,893,232.00	3,780,528.50	0.750	785	5.389	02/24/2026
023135BX3	1741	AMAZON.COM INC		06/28/2021	3,000,000.00	2,771,280.00	3,000,000.00	1.000	862	1.000	05/12/2026
023135BX3	1789	AMAZON.COM INC		01/27/2022	5,000,000.00	4,618,800.00	4,930,097.09	1.000	862	1.580	05/12/2026
89236TJK2	1756	Toyota		09/30/2021	7,000,000.00	6,463,800.00	6,987,262.72	1.125	899	1.200	06/18/2026
594918BR4	1805	Microsoft Corp		04/25/2022	5,000,000.00	4,764,450.00	4,885,879.07	2.400	950	3.220	Aaa 08/08/2026
14912L6T3	1844	Caterpillar		04/12/2023	5,000,000.00	4,740,750.00	4,747,368.42	2.400	951	4.222	AA+ 08/09/2026
24422EWA3	1782	John Deere		01/11/2022	1,500,000.00	1,384,785.00	1,495,590.00	1.700	1,106	1.788	AA+ 01/11/2027
24422EWA3	1783	John Deere		01/11/2022	2,000,000.00	1,846,380.00	1,994,120.00	1.700	1,106	1.788	AA+ 01/11/2027
24422EWA3	1784	John Deere		01/12/2022	3,000,000.00	2,769,570.00	2,992,015.56	1.700	1,106	1.780	AA+ 01/11/2027
24422EWD7	1859	John Deere		06/28/2023	5,000,000.00	4,698,500.00	4,624,368.42	2.350	1,162	4.713	AA+ 03/08/2027
458140AX8	1878	Intel Corp		11/13/2023	5,000,000.00	4,805,350.00	4,672,325.00	3.150	1,226	5.232	AA+ 05/11/2027
458140BY5	1874	Intel Corp		10/26/2023	5,000,000.00	4,900,150.00	4,749,337.50	3.750	1,312	5.487	AA+ 08/05/2027
14913R3A3	1871	Caterpillar		10/26/2023	5,000,000.00	4,882,600.00	4,736,700.00	3.600	1,319	5.369	AA+ 08/12/2027
06051GGA1	1880	Bk of America		12/04/2023	5,000,000.00	4,757,250.00	4,694,697.78	3.248	1,389	5.113	10/21/2027
037833DK3	1836	APPLE INC.		02/06/2023	5,000,000.00	4,798,150.00	4,831,259.17	3.000	1,412	3.933	Aaa 11/13/2027
037833EC0	1879	APPLE INC.		12/04/2023	5,000,000.00	4,448,450.00	4,382,383.33	1.200	1,499	4.585	Aaa 02/08/2028
037833ET3	1887	APPLE INC.		12/22/2023	3,330,000.00	3,322,241.10	3,332,319.90	4.000	1,591	4.099	Aaa 05/10/2028
Subtotal and Average			95,185,515.47		102,030,000.00	97,036,478.10	98,307,747.83		990	3.779	

Federal Agency Coupon Callables

3133EMTD4	1711	Federal Farm Credit		03/15/2021	5,000,000.00	4,948,100.00	5,000,000.00	0.370	74	0.370	Aaa 03/15/2024
3135GA4S7	1679	Federal National Mortg. Assoc.		11/17/2020	5,000,000.00	4,905,200.00	5,000,000.00	0.375	137	0.375	Aaa 05/17/2024
3134GWJ64	1664	Federal Home Loan Mortgage Cor		09/10/2020	5,000,000.00	4,892,750.00	5,000,000.00	0.400	161	0.400	Aaa 06/10/2024
3134GWJ64	1665	Federal Home Loan Mortgage Cor		09/10/2020	5,000,000.00	4,892,750.00	5,000,000.00	0.400	161	0.400	Aaa 06/10/2024
3135GA5Y3	1692	Federal National Mortg. Assoc.		12/14/2020	10,000,000.00	9,785,400.00	10,000,000.00	0.375	165	0.375	Aaa 06/14/2024
3134GWTU0	1669	Federal Home Loan Mortgage Cor		09/28/2020	5,000,000.00	4,884,050.00	5,000,000.00	0.375	179	0.375	Aaa 06/28/2024
3134GW4X1	1672	Federal Home Loan Mortgage Cor		10/29/2020	3,000,000.00	2,917,830.00	3,000,000.00	0.375	210	0.375	Aaa 07/29/2024
3134GXGP3	1690	Federal Home Loan Mortgage Cor		12/16/2020	5,000,000.00	4,838,100.00	5,000,000.00	0.400	259	0.400	Aaa 09/16/2024
3130ALTH7	1723	Federal Home Loan Bank		03/30/2021	5,000,000.00	4,839,350.00	5,000,000.00	0.510	273	0.510	Aaa 09/30/2024

Data Updated: SET_1PM: 01/11/2024 14:57

Run Date: 01/11/2024 - 14:57

Portfolio MAD

RC

PM (PRF_PM2) 7.3.11

Report Ver. 7.3.11

Portfolio Management by Fund
Portfolio Management
Portfolio Details - Investments
December 31, 2023

CUSIP	Investment #	Issuer	Average Balance	Purchase Date	Par Value	Market Value	Book Value	Stated Rate	Days to Maturity	YTM	Moody's	Maturity Date
Federal Agency Coupon Callables												
3130ALWY6	1734	Federal Home Loan Bank		04/22/2021	2,285,714.29	2,206,880.00	2,285,714.29	0.625	295	0.625	Aaa	10/22/2024
3130ALVR2	1735	Federal Home Loan Bank		04/23/2021	5,000,000.00	4,822,950.00	4,999,214.29	0.520	296	0.536	Aaa	10/23/2024
3134GYDB5	1832	Federal Home Loan Mortgage Cor		01/30/2023	10,000,000.00	10,002,600.00	10,000,000.00	5.000	303	5.005	Aaa	10/30/2024
3130ALU69	1724	Federal Home Loan Bank		04/13/2021	10,000,000.00	9,597,500.00	10,000,000.00	0.580	347	0.580	Aaa	12/13/2024
3133EMLP5	1693	Federal Farm Credit		12/29/2020	10,000,000.00	9,572,500.00	10,000,000.00	0.320	357	0.320	Aaa	12/23/2024
3134GXKF0	1694	Federal Home Loan Mortgage Cor		01/15/2021	10,000,000.00	9,537,600.00	10,000,000.00	0.350	380	0.350	Aaa	01/15/2025
3130AN7L8	1746	Federal Home Loan Bank		07/28/2021	5,000,000.00	4,783,350.00	5,000,000.00	0.520	393	0.520	Aaa	01/28/2025
3133EMSC7	1706	Federal Farm Credit		03/03/2021	5,000,000.00	4,757,550.00	5,000,000.00	0.480	427	0.480	Aaa	03/03/2025
3133EMVS8	1725	Federal Farm Credit		04/14/2021	5,000,000.00	4,748,100.00	5,000,000.00	0.690	469	0.690	Aaa	04/14/2025
3130APQE8	1768	Federal Home Loan Bank		11/22/2021	4,000,000.00	3,839,840.00	4,019,217.14	1.500	507	1.172	Aaa	05/22/2025
3134GWP91	1667	Federal Home Loan Mortgage Cor		09/16/2020	5,000,000.00	4,727,350.00	5,000,000.00	0.500	532	0.500	Aaa	06/16/2025
3134GXFY5	1689	Federal Home Loan Mortgage Cor		12/17/2020	3,000,000.00	2,812,470.00	3,000,000.00	0.500	533	0.500	Aaa	06/17/2025
3133EMFC1	1674	Federal Farm Credit		10/29/2020	3,000,000.00	2,824,350.00	3,000,000.00	0.530	575	0.530	Aaa	07/29/2025
3133EMFC1	1675	Federal Farm Credit		11/05/2020	3,000,000.00	2,824,350.00	3,000,000.00	0.530	575	0.530	Aaa	07/29/2025
3130APP41	1769	Federal Home Loan Bank		11/22/2021	6,000,000.00	5,689,080.00	6,000,000.00	1.125	599	1.125	Aaa	08/22/2025
3136G4M83	1660	Federal National Mortg. Assoc.		08/28/2020	5,000,000.00	4,696,650.00	5,000,000.00	0.600	605	0.600	Aaa	08/28/2025
3134GWY26	1670	Federal Home Loan Mortgage Cor		10/08/2020	5,000,000.00	4,666,250.00	5,000,000.00	0.570	646	0.570	Aaa	10/08/2025
3133ENUZ1	1804	Federal Farm Credit		04/20/2022	3,000,000.00	2,925,330.00	2,997,428.57	3.090	658	3.136	Aaa	10/20/2025
3134GW3X2	1671	Federal Home Loan Mortgage Cor		10/27/2020	3,000,000.00	2,796,810.00	3,000,000.00	0.625	665	0.625	Aaa	10/27/2025
3136G45C3	1673	Federal National Mortg. Assoc.		10/27/2020	4,000,000.00	3,723,240.00	4,000,000.00	0.540	665	0.540	Aaa	10/27/2025
3133ENDV9	1772	Federal Farm Credit		11/17/2021	5,000,000.00	4,686,250.00	5,000,000.00	1.030	686	1.030	Aaa	11/17/2025
3134GXCH5	1682	Federal Home Loan Mortgage Cor		11/25/2020	5,000,000.00	4,644,050.00	5,000,000.00	0.600	694	0.600	Aaa	11/25/2025
3135GAC66	1695	Federal National Mortg. Assoc.		01/21/2021	3,000,000.00	2,775,480.00	3,000,000.00	0.500	751	0.500	Aaa	01/21/2026
3130AKN51	1696	Federal Home Loan Bank		01/28/2021	10,000,000.00	9,248,700.00	10,000,000.00	0.520	758	0.520	Aaa	01/28/2026
3130AKTM8	1699	Federal Home Loan Bank		01/28/2021	4,000,000.00	3,696,360.00	4,000,000.00	0.480	758	0.480	Aaa	01/28/2026
3130ALHH0	1842	Federal Home Loan Bank		04/12/2023	10,000,000.00	9,296,300.00	9,266,538.83	0.960	794	4.101	Aaa	03/05/2026
3130ALH56	1712	Federal Home Loan Bank		03/18/2021	5,000,000.00	4,620,650.00	5,000,000.00	0.750	807	0.750	Aaa	03/18/2026
3133EMUK6	1718	Federal Farm Credit		03/25/2021	2,000,000.00	1,859,600.00	2,000,000.00	1.050	814	1.050	Aaa	03/25/2026
3130ALUC6	1733	Federal Home Loan Bank		04/15/2021	2,000,000.00	1,856,660.00	2,000,000.00	1.020	835	1.020	Aaa	04/15/2026
3134GXCJ1	1843	Federal Home Loan Mortgage Cor		04/12/2023	5,000,000.00	4,580,600.00	4,604,431.62	0.650	878	4.051	Aaa	05/28/2026
3130AMYP1	1743	Federal Home Loan Bank		07/15/2021	4,000,000.00	3,693,000.00	4,000,000.00	1.125	926	1.125	Aaa	07/15/2026
3130ANMH0	1865	Federal Home Loan Bank		10/05/2023	5,000,000.00	4,599,900.00	4,488,125.00	1.100	962	5.020	Aaa	08/20/2026
3130AP3E3	1752	Federal Home Loan Bank		09/30/2021	5,000,000.00	4,583,300.00	5,000,000.00	0.820	1,003	0.820	Aaa	09/30/2026
3130APBV6	1762	Federal Home Loan Bank		10/07/2021	6,000,000.00	5,481,900.00	6,000,000.00	1.000	1,010	1.000	Aaa	10/07/2026
3130APGT6	1764	Federal Home Loan Bank		10/28/2021	6,000,000.00	5,495,220.00	6,000,000.00	1.150	1,031	1.150	Aaa	10/28/2026
3130APJH9	1825	Federal Home Loan Bank		12/21/2022	10,000,000.00	9,316,400.00	9,213,554.43	1.000	1,031	3.118	Aaa	10/28/2026

Portfolio MAD

RC

PM (PRF_PM2) 7.3.11

Data Updated: SET_1PM: 01/11/2024 14:57

Run Date: 01/11/2024 - 14:57

Portfolio Management by Fund
Portfolio Management
Portfolio Details - Investments
December 31, 2023

CUSIP	Investment #	Issuer	Average Balance	Purchase Date	Par Value	Market Value	Book Value	Stated Rate	Days to Maturity	YTM Moody's	Maturity Date
Federal Agency Coupon Callables											
3133ENDC1	1771	Federal Farm Credit		11/03/2021	6,000,000.00	5,518,740.00	6,000,000.00	1.330	1,037	1.330	Aaa 11/03/2026
3130APPC3	1770	Federal Home Loan Bank		11/18/2021	5,000,000.00	4,596,050.00	5,000,000.00	1.350	1,052	1.350	Aaa 11/18/2026
3130ARMS7	1802	Federal Home Loan Bank		04/29/2022	3,000,000.00	2,890,560.00	3,000,000.00	3.000	1,214	3.000	Aaa 04/29/2027
3130AJSP5	1863	Federal Home Loan Bank		07/13/2023	11,000,000.00	9,869,530.00	9,634,838.89	1.000	1,282	4.441	Aaa 07/06/2027
3130ATF77	1861	Federal Home Loan Bank		07/07/2023	10,000,000.00	9,910,400.00	9,886,350.62	5.000	1,368	5.319	Aaa 09/30/2027
Subtotal and Average			274,072,833.03		276,285,714.29	261,677,930.00	272,395,413.68		629	1.488	
Treasury Coupon Securities											
91282CDV0	1795	US Treasury		02/03/2022	5,000,000.00	4,982,300.00	4,993,277.17	0.875	30	1.146	Aaa 01/31/2024
91282CDV0	1822	US Treasury		12/07/2022	10,000,000.00	9,964,600.00	9,813,125.00	0.875	30	4.731	Aaa 01/31/2024
91282CBV2	1779	US Treasury		01/06/2022	5,000,000.00	4,931,250.00	4,987,770.14	0.375	105	0.869	Aaa 04/15/2024
9128286R6	1849	US Treasury		05/08/2023	5,000,000.00	4,950,000.00	4,940,821.40	2.250	120	4.712	Aaa 04/30/2024
91282CCC3	1738	US Treasury		06/23/2021	3,000,000.00	2,946,090.00	2,997,619.00	0.250	135	0.410	Aaa 05/15/2024
91282XT2	1860	US Treasury		06/28/2023	10,000,000.00	9,866,800.00	9,838,842.92	2.000	151	5.344	Aaa 05/31/2024
91282CCL3	1753	US Treasury		09/23/2021	5,000,000.00	4,876,150.00	4,998,049.16	0.375	196	0.414	Aaa 07/15/2024
912828D56	1819	US Treasury		11/18/2022	10,000,000.00	9,836,700.00	9,794,988.21	2.375	227	4.523	Aaa 08/15/2024
912828YE4	1796	US Treasury		02/03/2022	5,000,000.00	4,877,550.00	4,998,859.29	1.250	243	1.273	Aaa 08/31/2024
91282CCX7	1754	US Treasury		09/24/2021	5,000,000.00	4,842,200.00	4,993,292.18	0.375	258	0.510	Aaa 09/15/2024
912828ZC7	1797	US Treasury		02/03/2022	5,000,000.00	4,802,550.00	4,982,178.13	1.125	424	1.369	Aaa 02/28/2025
912828ZL7	1785	US Treasury		01/11/2022	5,000,000.00	4,731,650.00	4,935,632.46	0.375	485	1.255	Aaa 04/30/2025
912828ZL7	1788	US Treasury		01/13/2022	5,000,000.00	4,731,650.00	4,935,259.02	0.375	485	1.260	Aaa 04/30/2025
912828ZT0	1739	US Treasury		06/23/2021	3,000,000.00	2,825,280.00	2,982,047.33	0.250	516	0.655	Aaa 05/31/2025
912828ZW3	1750	US Treasury		08/30/2021	4,000,000.00	3,757,040.00	3,979,121.21	0.250	546	0.603	Aaa 06/30/2025
91282CAB7	1749	US Treasury		08/30/2021	4,000,000.00	3,746,080.00	3,970,866.64	0.250	577	0.619	Aaa 07/31/2025
91282CAJ0	1748	US Treasury		08/30/2021	4,000,000.00	3,734,240.00	3,969,765.62	0.250	608	0.633	Aaa 08/31/2025
91282CAZ4	1763	US Treasury		10/06/2021	6,000,000.00	5,571,780.00	5,948,578.96	0.375	699	0.811	Aaa 11/30/2025
91282CHB0	1884	US Treasury		12/22/2023	5,000,000.00	4,942,000.00	4,951,236.26	3.625	865	4.219	Aaa 05/15/2026
91282CHH7	1876	US Treasury		11/13/2023	4,000,000.00	3,999,080.00	3,938,861.62	4.125	896	4.781	Aaa 06/15/2026
912828Y95	1847	US Treasury		04/24/2023	8,000,000.00	7,567,840.00	7,558,823.32	1.875	942	3.847	Aaa 07/31/2026
912828Y95	1851	US Treasury		05/12/2023	5,000,000.00	4,729,900.00	4,764,094.39	1.875	942	3.552	Aaa 07/31/2026
912828Y95	1853	US Treasury		05/24/2023	5,000,000.00	4,709,066.26	4,729,900.00	1.875	942	3.957	Aaa 07/31/2026
912828Z7	1882	US Treasury		12/22/2023	5,000,000.00	4,679,700.00	4,694,064.21	1.500	957	4.175	Aaa 08/15/2026
91282CCZ2	1758	US Treasury		09/30/2021	5,000,000.00	4,592,400.00	4,981,477.62	0.875	1,003	1.002	Aaa 09/30/2026
912828YG9	1883	US Treasury		12/22/2023	5,000,000.00	4,687,900.00	4,694,206.80	1.625	1,003	4.123	Aaa 09/30/2026
912828V98	1858	US Treasury		06/28/2023	10,000,000.00	9,493,000.00	9,382,153.62	2.250	1,141	4.169	Aaa 02/15/2027

Data Updated: SET_1PM: 01/11/2024 14:57
Run Date: 01/11/2024 - 14:57

Portfolio MAD
RC
PM (PRF_PM2) 7.3.11

Portfolio Management by Fund
Portfolio Management
Portfolio Details - Investments
December 31, 2023

CUSIP	Investment #	Issuer	Average Balance	Purchase Date	Par Value	Market Value	Book Value	Stated Rate	Days to Maturity	YTM Moody's	Maturity Date
Treasury Coupon Securities											
912828V98	1886	US Treasury		12/22/2023	5,000,000.00	4,746,500.00	4,773,811.14	2.250	1,141	4.063	Aaa 02/15/2027
912828X88	1885	US Treasury		12/22/2023	5,000,000.00	4,749,050.00	4,748,789.49	2.375	1,230	4.048	Aaa 05/15/2027
91282CET4	1826	US Treasury		12/21/2022	10,000,000.00	9,571,100.00	9,635,281.02	2.625	1,246	3.766	Aaa 05/31/2027
91282CFB2	1827	US Treasury		12/21/2022	10,000,000.00	9,599,200.00	9,631,060.61	2.750	1,307	3.762	Aaa 07/31/2027
91282CFB2	1846	US Treasury		04/24/2023	5,000,000.00	4,799,600.00	4,818,063.24	2.750	1,307	3.741	Aaa 07/31/2027
91282CFH9	1834	US Treasury		01/18/2023	10,000,000.00	9,718,800.00	9,813,150.58	3.125	1,338	3.636	Aaa 08/31/2027
91282CAL5	1835	US Treasury		02/03/2023	11,000,000.00	9,647,770.00	9,741,868.18	0.375	1,368	3.499	Aaa 09/30/2027
91282CGH8	1862	US Treasury		07/07/2023	10,000,000.00	9,842,200.00	9,621,537.25	3.500	1,491	4.438	Aaa 01/31/2028
Subtotal and Average			194,375,964.30		217,000,000.00	208,069,850.00	210,517,639.45		762	3.094	
Allspring Money Market Fund											
VP4560000	140	Allspring Govt Money Market			96,207.24	96,207.24	96,207.24	5.350	1	5.350	Aaa
Subtotal and Average			26,978,236.08		96,207.24	96,207.24	96,207.24		1	5.350	
Bank of America Interest Checking											
SYS131	131	Bank of America Interest Acct		07/13/2023	4,031,485.98	4,031,485.98	4,031,485.98	2.050	1	2.050	
Subtotal and Average			4,926,492.43		4,031,485.98	4,031,485.98	4,031,485.98		1	2.050	
CAMP: CA Asset Mgmt Program											
SYS1486	1486	California Asset Mgmt. Program			129,239,189.54	129,239,189.54	129,239,189.54	5.550	1	5.550	
Subtotal and Average			86,548,139.62		129,239,189.54	129,239,189.54	129,239,189.54		1	5.550	
Commercial Paper Disc. -Amortizing											
62479LGC3	1868	MUFG Bank		10/18/2023	7,000,000.00	6,802,880.00	6,707,656.69	5.610	193	5.912	P-1 07/12/2024
Subtotal and Average			6,707,656.69		7,000,000.00	6,802,880.00	6,707,656.69		193	5.912	
Federal Agency Disc. -Amortizing											
313384SM2	1888	Federal Home Loan Bank		12/29/2023	10,000,000.00	9,952,200.00	9,951,875.00	5.250	30	5.349	Aaa 01/31/2024
313384SV2	1841	Federal Home Loan Bank		03/31/2023	7,500,000.00	7,455,000.00	7,198,429.17	4.610	38	4.803	P-1 02/08/2024
313384TA7	1889	Federal Home Loan Bank		12/29/2023	10,000,000.00	9,932,700.00	9,932,916.67	5.250	43	5.359	Aaa 02/13/2024
313384YFO	1867	Federal Home Loan Bank		10/18/2023	5,000,000.00	4,879,850.00	4,821,968.75	5.275	168	5.470	P-1 06/17/2024
313384A58	1869	Federal Home Loan Bank		10/18/2023	5,000,000.00	4,853,750.00	4,789,471.55	5.245	214	5.496	P-1 08/02/2024
Subtotal and Average			18,734,204.15		37,500,000.00	37,073,500.00	36,694,661.14		77	5.280	

Data Updated: SET_1PM: 01/11/2024 14:57
Run Date: 01/11/2024 - 14:57

Portfolio MAD
RC
PM (PRF_PM2) 7.3.11

Portfolio Management by Fund
Portfolio Management
Portfolio Details - Investments
December 31, 2023

CUSIP	Investment #	Issuer	Average Balance	Purchase Date	Par Value	Market Value	Book Value	Stated Rate	Days to Maturity	YTM Moody's	Maturity Date
Local Agency Investment Funds											
SYS119	119	Local Agency Investment Fund			204,327.86	204,327.86	204,327.86	3.929	1	3.929	
SYS119	120	Local Agency Investment Fund			252,357.78	252,357.78	252,357.78	3.929	1	3.929	
Subtotal and Average			456,685.64		456,685.64	456,685.64	456,685.64		1	3.929	
Federal Agency Bullets											
3133ENLF5	1787	Federal Farm Credit		01/18/2022	5,000,000.00	4,990,150.00	4,999,562.50	0.900	17	0.918	Aaa 01/18/2024
3133EMQL9	1701	Federal Farm Credit		02/12/2021	8,000,000.00	7,953,760.00	8,000,000.00	0.200	42	0.200	Aaa 02/12/2024
3130ATUQ8	1824	Federal Home Loan Bank		12/14/2022	20,000,000.00	19,977,200.00	20,009,243.24	4.750	67	4.655	Aaa 03/08/2024
3133ENWP1	1855	Federal Farm Credit		06/07/2023	10,200,000.00	10,098,306.00	10,071,100.88	2.625	136	5.247	Aaa 05/16/2024
3135G0V75	1840	Federal National Mortg. Assoc.		03/30/2023	5,000,000.00	4,916,600.00	4,870,292.48	1.750	183	4.444	Aaa 07/02/2024
3133EMV25	1747	Federal Farm Credit		08/25/2021	5,000,000.00	4,875,400.00	5,000,743.70	0.450	204	0.435	Aaa 07/23/2024
3134GWB39	1662	Federal Home Loan Mortgage Cor		09/03/2020	5,000,000.00	4,852,100.00	5,000,000.00	0.420	246	0.420	Aaa 09/03/2024
3133EM5X6	1755	Federal Farm Credit		09/24/2021	2,000,000.00	1,936,520.00	1,998,391.84	0.430	266	0.511	Aaa 09/23/2024
3135G0W66	1765	Federal National Mortg. Assoc.		10/13/2021	6,000,000.00	5,847,120.00	6,059,589.65	1.625	288	0.621	Aaa 10/15/2024
3133EN6N5	1833	Federal Farm Credit		01/20/2023	10,000,000.00	9,946,800.00	9,989,145.45	4.250	324	4.367	Aaa 11/20/2024
3130ALYN8	1736	Federal Home Loan Bank		04/28/2021	5,000,000.00	4,788,750.00	5,000,000.00	0.625	393	0.625	Aaa 01/28/2025
3133ENPG9	1839	Federal Farm Credit		03/30/2023	5,000,000.00	4,847,700.00	4,816,367.95	1.750	410	4.324	Aaa 02/14/2025
3133ENPY0	1798	Federal Farm Credit		02/25/2022	5,000,000.00	4,838,850.00	4,995,500.00	1.750	421	1.812	Aaa 02/25/2025
3133EMSJ2	1705	Federal Farm Credit		03/03/2021	5,000,000.00	4,768,150.00	4,991,881.25	0.430	427	0.540	Aaa 03/03/2025
3130AK2L9	1663	Federal Home Loan Bank		09/04/2020	5,000,000.00	4,785,000.00	5,000,000.00	0.550	428	0.550	Aaa 03/04/2025
3130AUZC1	1837	Federal Home Loan Bank		03/02/2023	15,000,000.00	15,002,400.00	14,906,938.52	4.625	438	5.062	Aaa 03/14/2025
3133EPDW2	1838	Federal Farm Credit		03/21/2023	15,000,000.00	14,932,200.00	14,996,287.50	4.125	445	4.142	Aaa 03/21/2025
3133ENVC1	1806	Federal Farm Credit		04/25/2022	3,000,000.00	2,936,340.00	2,993,565.00	2.750	480	2.900	Aaa 04/25/2025
3130AN4A5	1744	Federal Home Loan Bank		07/06/2021	3,000,000.00	2,838,450.00	3,000,000.00	0.700	546	0.700	Aaa 06/30/2025
3137EAEU9	1700	Federal Home Loan Mortgage Cor		01/26/2021	2,000,000.00	1,879,460.00	1,999,445.40	0.375	567	0.389	Aaa 07/21/2025
3133EPGS8	1848	Federal Farm Credit		04/24/2023	5,000,000.00	4,982,350.00	4,999,955.56	4.250	570	4.253	Aaa 07/24/2025
3135G05X7	1714	Federal National Mortg. Assoc.		03/17/2021	4,000,000.00	3,739,680.00	3,974,426.03	0.375	602	0.700	Aaa 08/25/2025
3137EAEX3	1737	Federal Home Loan Mortgage Cor		04/26/2021	5,000,000.00	4,666,650.00	4,970,977.69	0.375	631	0.670	Aaa 09/23/2025
3137EAEX3	1829	Federal Home Loan Mortgage Cor		01/12/2023	11,000,000.00	10,266,630.00	10,245,250.92	0.375	631	4.030	Aaa 09/23/2025
3130AKPL4	1697	Federal Home Loan Bank		01/28/2021	5,000,000.00	4,647,750.00	5,000,000.00	0.550	758	0.550	Aaa 01/28/2026
3133EPLC7	1854	Federal Farm Credit		05/26/2023	10,000,000.00	9,989,500.00	10,000,000.00	4.125	787	4.127	Aaa 02/26/2026
3133EMUZ3	1722	Federal Farm Credit		03/30/2021	2,000,000.00	1,857,060.00	1,999,100.00	0.810	819	0.828	Aaa 03/30/2026
3133ENUD0	1799	Federal Farm Credit		04/08/2022	3,000,000.00	2,900,940.00	3,000,000.00	2.640	828	2.640	Aaa 04/08/2026
3133ENGC8	1774	Federal Farm Credit		12/01/2021	5,000,000.00	4,674,000.00	5,000,000.00	1.320	882	1.320	Aaa 06/01/2026
3130AMFS6	1745	Federal Home Loan Bank		07/12/2021	4,000,000.00	3,684,280.00	3,999,003.39	0.750	893	0.760	Aaa 06/12/2026

Portfolio MAD

RC

PM (PRF_PM2) 7.3.11

Data Updated: SET_1PM: 01/11/2024 14:57
Run Date: 01/11/2024 - 14:57

Portfolio Management by Fund
Portfolio Management
Portfolio Details - Investments
December 31, 2023

CUSIP	Investment #	Issuer	Average Balance	Purchase Date	Par Value	Market Value	Book Value	Stated Rate	Days to Maturity	YTM Moody's	Maturity Date
Federal Agency Bullets											
3130AN4T4	1776	Federal Home Loan Bank		12/13/2021	5,000,000.00	4,619,650.00	4,957,557.13	0.875	893	1.225	Aaa 06/12/2026
3133EMV66	1877	Federal Farm Credit		11/13/2023	5,000,000.00	4,578,600.00	4,485,911.11	0.680	938	4.861	Aaa 07/27/2026
3133EM4X7	1751	Federal Farm Credit		09/23/2021	3,000,000.00	2,748,060.00	3,000,000.00	0.800	983	0.800	Aaa 09/10/2026
3130AXCP1	1866	Federal Home Loan Bank		10/05/2023	5,000,000.00	5,097,750.00	4,996,770.83	4.875	984	4.949	Aaa 09/11/2026
3130AQF65	1777	Federal Home Loan Bank		12/22/2021	5,000,000.00	4,596,850.00	4,996,085.83	1.250	1,085	1.277	Aaa 12/21/2026
3133EN4X5	1828	Federal Farm Credit		12/23/2022	10,000,000.00	9,943,400.00	9,989,537.50	3.875	1,087	3.913	Aaa 12/23/2026
3133ENKV1	1786	Federal Farm Credit		01/13/2022	3,000,000.00	2,781,840.00	2,995,968.00	1.500	1,108	1.540	Aaa 01/13/2027
3130AVWR9	1852	Federal Home Loan Bank		05/12/2023	5,000,000.00	4,936,000.00	5,003,675.36	3.625	1,257	3.601	Aaa 06/11/2027
31422X2X9	1850	Farmer Mac		05/17/2023	10,000,000.00	9,835,500.00	10,000,000.00	3.600	1,537	3.601	Aaa 03/17/2028
3133EPDP7	1845	Federal Farm Credit		04/12/2023	5,000,000.00	4,922,350.00	4,986,431.70	3.625	1,541	3.691	Aaa 03/21/2028
Subtotal and Average			250,678,087.89		249,200,000.00	242,480,096.00	247,298,706.41		581	2.926	
Municipal Bonds											
798153PV8	1801	SAN JOSE FING AUTH LEASE REVEN		04/21/2022	1,300,000.00	1,290,107.00	1,300,000.00	2.916	121	2.916	AA- 05/01/2024
MC1560	1560	Pub Fin Auth (Bass Lake)		04/05/2017	4,545,000.00	4,545,000.00	4,545,000.00	3.500	3,531	3.500	A+ 09/01/2033
SYS1621	1621	Rolling Hills		01/30/2019	2,199,692.00	2,199,692.00	2,199,692.00	3.750	5,358	3.750	A+ 09/02/2038
Subtotal and Average			8,044,692.00		8,044,692.00	8,034,799.00	8,044,692.00		3,480	3.474	
Supranational											
459058KW2	1875	International Bank Recon & Dev		10/27/2023	5,000,000.00	5,128,250.00	4,938,093.19	4.625	1,674	5.016	Aaa 08/01/2028
Subtotal and Average			4,938,093.19		5,000,000.00	5,128,250.00	4,938,093.19		1,674	5.016	
Grant Anticipation Notes											
MD 10A 1791	1791	MD 10A Madera Ranchos		01/25/2022	1,500,000.00	1,500,000.00	1,500,000.00	1.077	390	0.921	A+ 01/25/2025
MD1794	1794	MD36-Eastin Arcola		01/25/2022	320,000.00	320,000.00	320,000.00	1.077	390	0.921	A+ 01/25/2025
MD1793	1793	MD85 Valeta		01/25/2022	260,000.00	260,000.00	260,000.00	1.077	390	0.921	A+ 01/25/2025
CSA 1 PII 1807	1807	CSA 1 Indian Lakes		06/06/2022	342,000.00	342,000.00	342,000.00	1.077	502	0.962	A+ 05/17/2025
MD 19 PII 1808	1808	MD19 Parkwood		06/06/2022	444,000.00	444,000.00	444,000.00	1.077	502	0.960	A+ 05/17/2025
1857 MD 10 MR	1857	MD 10A Madera Ranchos		06/20/2023	3,000,000.00	3,000,000.00	3,000,000.00	2.560	546	2.561	A+ 06/30/2025
1856 MD 01 HL	1856	Hidden Lakes		06/20/2023	750,000.00	750,000.00	750,000.00	2.560	635	2.560	A+ 09/27/2025
MD 28 1816	1816	MD 28 RIPPERDAN		10/18/2022	220,000.00	220,000.00	220,000.00	1.077	656	1.012	A+ 10/18/2025
1881 MD 19	1881	MD19 A & B Parkwood		12/05/2023	500,000.00	500,000.00	500,000.00	3.140	1,000	3.140	A+ 09/27/2026
Subtotal and Average			7,271,483.87		7,336,000.00	7,336,000.00	7,336,000.00		540	1.918	

Data Updated: SET_1PM: 01/11/2024 14:57
Run Date: 01/11/2024 - 14:57

Portfolio MAD
RC
PM (PRF_PM2) 7.3.11

Portfolio Management by Fund
Portfolio Management
Portfolio Details - Investments
December 31, 2023

CUSIP	Investment #	Issuer	Average Balance	Purchase Date	Par Value	Market Value	Book Value	Stated Rate	Days to Maturity	YTM	Moody's
Total and Average			978,918,084.36		1,043,219,974.69	1,007,463,351.50	1,026,064,178.79		602	3.099	

Data Updated: SET_1PM: 01/11/2024 14:57
 Run Date: 01/11/2024 - 14:57

Portfolio MAD
 RC
 PM (PRF_PM2) 7.3.11



Madera Co Investment Portfolio
Transaction Activity Report
December 1, 2023 - December 31, 2023
Sorted by Transaction Date - Transaction Date
All Funds

Madera County
 200 W. 4th Street
 Madera, CA 93637
 (559)675-7013

Investment #	Fund	CUSIP	Inv Descrip	TransactionType	TransactionDate	MaturityDate	RedemptionType	New Principal	Principal Paydowns	Interest	Total Cash			
1774	01	3133ENGC8	FEDERAL FARM CR	Interest	12/01/2023	06/01/2026				33,000.00	33,000.00			
Totals for 12/01/2023											33,000.00	33,000.00		
1879	01	037833EC0	APPLE INC, SR GLBL	Purchase	12/04/2023	02/08/2028		4,382,383.33			-4,382,383.33			
1880	01	06051GGA1	BAC 3.248% MAT	Purchase	12/04/2023	10/21/2027		4,694,697.78			-4,694,697.78			
Totals for 12/04/2023											9,077,081.11	-9,077,081.11		
1881	01	1881 MD 19	MD19AB 3.14% MAT	Purchase	12/05/2023	09/27/2026		500,000.00			-500,000.00			
Totals for 12/05/2023											500,000.00	-500,000.00		
1872	01	24422EWW5	JOHN DEERE	Interest	12/06/2023	06/06/2025				122,375.00	122,375.00			
1872	01	24422EWW5	JOHN DEERE	Accr Int	12/06/2023	06/06/2025			94,875.00	-94,875.00	0.00			
Totals for 12/06/2023											94,875.00	27,500.00	122,375.00	
1486	01	SYS1486	CAMP 0.43%	Purchase	12/07/2023			45,000,000.00			-45,000,000.00			
Totals for 12/07/2023											45,000,000.00	-45,000,000.00		
131	01	SYS131	BOFA-I 0.0%	Purchase	12/11/2023			6,000,000.00			-6,000,000.00			
1852	01	3130AVWR9	FEDERAL HOME	Interest	12/11/2023	06/11/2027				108,750.00	108,750.00			
1852	01	3130AVWR9	FEDERAL HOME	Accr Int	12/11/2023	06/11/2027			3,524.31	-3,524.31	0.00			
Totals for 12/11/2023											6,000,000.00	3,524.31	105,225.69	-5,891,250.00
1745	01	3130AMFS6	FEDERAL HOME	Interest	12/12/2023	06/12/2026				15,000.00	15,000.00			
1776	01	3130AN4T4	FEDERAL HOME	Interest	12/12/2023	06/12/2026				21,875.00	21,875.00			
Totals for 12/12/2023												36,875.00	36,875.00	
1486	01	SYS1486	CAMP 0.43%	Purchase	12/13/2023			15,000,000.00			-15,000,000.00			
131	01	SYS131	BOFA-I 0.0%	Redemption	12/13/2023				6,000,000.00		6,000,000.00			
Totals for 12/13/2023											15,000,000.00	6,000,000.00	-9,000,000.00	
1486	01	SYS1486	CAMP 0.43%	Purchase	12/14/2023			10,000,000.00			-10,000,000.00			
1685	01	3134GXEW0	FEDERAL HOME LN	Redemption	12/14/2023	12/14/2023	Maturity		4,000,000.00		4,000,000.00			
1685	01	3134GXEW0	FEDERAL HOME LN	Interest	12/14/2023	12/14/2023				6,000.00	6,000.00			
1692	01	3135GA5Y3	FEDERAL NATL MTG	Interest	12/14/2023	06/14/2024				18,750.00	18,750.00			
Totals for 12/14/2023											10,000,000.00	4,000,000.00	24,750.00	-5,975,250.00
131	01	SYS131	BOFA-I 0.0%	Purchase	12/15/2023			7,000,000.00			-7,000,000.00			
1876	01	91282CHH7	UNITED STATES	Interest	12/15/2023	06/15/2026				82,500.00	82,500.00			
1876	01	91282CHH7	UNITED STATES	Accr Int	12/15/2023	06/15/2026			68,073.77	-68,073.77	0.00			
Totals for 12/15/2023											7,000,000.00	68,073.77	14,426.23	-6,917,500.00
1689	01	3134GXFY5	FEDERAL HOME LN	Interest	12/18/2023	06/17/2025				7,500.00	7,500.00			

Portfolio MAD
 RC
 TA (PRF_TA) 7.3.11
 Report Ver. 7.3.11

**Madera Co Investment Portfolio
Transaction Activity Report
Sorted by Transaction Date - Transaction Date**

Investment #	Fund	CUSIP	Inv Descrip	TransactionType	TransactionDate	MaturityDate	RedemptionType	New Principal	Principal Paydowns	Interest	Total Cash			
1690	01	3134GXGP3	FEDERAL HOME LN	Interest	12/18/2023	09/16/2024				10,000.00	10,000.00			
1756	01	89236TJK2	TOYOTA MTR CR	Interest	12/18/2023	06/18/2026				39,375.00	39,375.00			
Totals for 12/18/2023											56,875.00	56,875.00		
1486	01	SYS1486	CAMP 0.43%	Redemption	12/19/2023				28,000,000.00		28,000,000.00			
Totals for 12/19/2023											28,000,000.00	28,000,000.00		
131	01	SYS131	BOFA-I 0.0%	Redemption	12/20/2023				6,000,000.00		6,000,000.00			
Totals for 12/20/2023											6,000,000.00	6,000,000.00		
1777	01	3130AQF65	FHLB 1.25% MAT	Interest	12/21/2023	12/21/2026				31,250.00	31,250.00			
Totals for 12/21/2023											31,250.00	31,250.00		
1887	01	037833ET3	APPLE INC, SR NT	Purchase	12/22/2023	05/10/2028		3,332,319.90			-3,332,319.90			
1882	01	9128282A7	USTR 1.5% MAT	Purchase	12/22/2023	08/15/2026		4,694,064.21			-4,694,064.21			
1883	01	912828YG9	USTR 1.625% MAT	Purchase	12/22/2023	09/30/2026		4,694,206.80			-4,694,206.80			
1884	01	91282CHB0	USTR 3.625% MAT	Purchase	12/22/2023	05/15/2026		4,951,236.26			-4,951,236.26			
1885	01	912828X88	USTR 2.375% MAT	Purchase	12/22/2023	05/15/2027		4,748,789.49			-4,748,789.49			
1886	01	912828V98	UNITED STATES	Purchase	12/22/2023	02/15/2027		4,773,811.14			-4,773,811.14			
1781	01	3130AQF57	FHLB 0.625% MAT	Redemption	12/22/2023	12/22/2023	Maturity		5,000,000.00		5,000,000.00			
1781	01	3130AQF57	FHLB 0.625% MAT	Interest	12/22/2023	12/22/2023				15,625.00	15,625.00			
Totals for 12/22/2023											27,194,427.80	5,000,000.00	15,625.00	-22,178,802.80
1693	01	3133EMLP5	FEDERAL FARM CR	Interest	12/26/2023	12/23/2024				16,000.00	16,000.00			
1828	01	3133EN4X5	FEDERAL FARM CR	Interest	12/26/2023	12/23/2026				193,750.00	193,750.00			
Totals for 12/26/2023											209,750.00	209,750.00		
1486	01	SYS1486	CAMP 0.43%	Purchase	12/27/2023			40,000,000.00			-40,000,000.00			
Totals for 12/27/2023											40,000,000.00	-40,000,000.00		
1888	01	313384SM2	FHLB ZERO CPN	Purchase	12/29/2023	01/31/2024		9,951,875.00			-9,951,875.00			
1889	01	313384TA7	FHLB ZERO CPN	Purchase	12/29/2023	02/13/2024		9,932,916.67			-9,932,916.67			
1486	01	SYS1486	CAMP 0.43%	Purchase	12/29/2023			7,000,000.00			-7,000,000.00			
1486	01	SYS1486	CAMP 0.43%	Interest	12/29/2023					407,948.13	407,948.13			
1486	01	SYS1486	CAMP 0.43%	Purchase	12/29/2023			407,948.13			-407,948.13			
Totals for 12/29/2023											27,292,739.80	407,948.13	-26,884,791.67	
1744	01	3130AN4A5	FEDERAL HOME	Interest	12/30/2023	06/30/2025				10,500.00	10,500.00			
1807	01	CSA 1 PII 1807	CSA 1 1.0% MAT	Interest	12/30/2023	05/17/2025				918.48	918.48			
1808	01	MD 19 PII 1808	MD 19 1.0% MAT	Interest	12/30/2023	05/17/2025				1,192.42	1,192.42			
1856	01	1856 MD 01 HL	MD1 2.56% MAT	Interest	12/30/2023	09/27/2025				4,853.33	4,853.33			
Totals for 12/30/2023											17,464.23	17,464.23		
130	02	SYS130	BANKAM 0.0%	Purchase	12/31/2023			778,718.30			-778,718.30			
1750	01	912828ZW3	UNITED STATES	Interest	12/31/2023	06/30/2025				5,000.00	5,000.00			
1816	01	MD 28 1816	MD 28 1.0% MAT	Interest	12/31/2023	10/18/2025				384.26	384.26			
1857	01	1857 MD 10 MR	MD 10A 2.56% MAT	Interest	12/31/2023	06/30/2025				19,357.81	19,357.81			

Madera Co Investment Portfolio
 Transaction Activity Report
 Sorted by Transaction Date - Transaction Date

Investment #	Fund	CUSIP	Inv Descrip	TransactionType	TransactionDate	MaturityDate	RedemptionType	New Principal	Principal Paydowns	Interest	Total Cash
1881	01	1881 MD 19	MD19AB 3.14% MAT	Interest	12/31/2023	09/27/2026				1,161.37	1,161.37
131	01	SYS131	BOFA-I 0.0%	Interest	12/31/2023					8,493.33	8,493.33
131	01	SYS131	BOFA-I 0.0%	Purchase	12/31/2023			8,493.33			-8,493.33
Totals for 12/31/2023								787,211.63		34,396.77	-752,814.86
Grand Total								187,851,460.34	49,166,473.08	1,015,086.05	-137,669,901.21

Disclosure

Meeder Public Funds, Inc., is a registered investment adviser with the Securities and Exchange Commission (SEC) under the Investment Advisers Act of 1940. Registration with the SEC does not imply a certain level of skill or training. The opinions expressed in this presentation are those of Meeder Public Funds, Inc. The material presented has been derived from sources considered to be reliable, but the accuracy and completeness cannot be guaranteed.

Meeder provides monthly statements for its investment management clients to provide information about the investment portfolio. The information should not be used for audit or confirmation purposes. Please review your custodial statements and report any inaccuracies or discrepancies.

Certain information and data have been supplied by unaffiliated third parties. Although Meeder believes the information is reliable, it cannot warrant the accuracy of information offered by third parties. Market value may reflect prices received from pricing vendors when current market quotations are not available. Prices may not reflect firm bids or offers and may differ from the value at which the security can be sold.

Statements may include positions from unmanaged accounts provided for reporting purposes. Unmanaged accounts are managed directly by the client and are not included in the accounts managed by the investment adviser. This information is provided as a client convenience and the investment adviser assumes no responsibility for performance of these accounts or the accuracy of the data reported.

Investing involves risk. Past performance is no guarantee of future results. Debt and fixed income securities are subject to credit and interest rate risk. The investment return and principal value of an investment will fluctuate so that an investor's shares, when redeemed, may be worth more or less than their original cost. Current performance may be lower or higher than the performance data quoted.

Investment advisory services are provided through Meeder Public Funds, Inc. Please contact us if you would like to receive a copy of our current ADV disclosure brochure or privacy policy.

Source: ICE Data Indices, LLC ("ICE"), is used with permission. ICE, ITS AFFILIATES AND THEIR RESPECTIVE THIRD PARTY SUPPLIERS DISCLAIM ANY AND ALL WARRANTIES AND REPRESENTATIONS, EXPRESS AND/OR IMPLIED, INCLUDING ANY WARRANTIES OF MERCHANTABILITY OR FITNESS FOR A PARTICULAR PURPOSE OR USE, INCLUDING THE INDICES, INDEX DATA AND ANY DATA INCLUDED IN, RELATED TO, OR DERIVED THEREFROM. NEITHER ICE DATA, ITS AFFILIATES OR THEIR RESPECTIVE THIRD PARTY PROVIDERS SHALL NOT BE SUBJECT TO ANY DAMAGES OR LIABILITY WITH RESPECT TO THE QUALITY, ADEQUACY, ACCURACY, TIMELINESS OR COMPLETENESS OF THE INDICES OR THE INDEX DATA OR ANY COMPONENT THEREOF, AND THE INDICES AND INDEX DATA AND ALL COMPONENTS THEREOF ARE PROVIDED ON AN "AS IS" BASIS AND SUBSCRIBER'S USE IS AT SUBSCRIBER'S OWN RISK. ICE DATA, ITS AFFILIATES AND THEIR RESPECTIVE THIRD PARTY DO NOT SPONSOR, ENDORSE, OR RECOMMEND MEEDER PUBLIC FUNDS, INC., OR ANY OF ITS PRODUCTS OR SERVICES.