



COUNTY OF MADERA
OFFICE OF THE TREASURER/TAX COLLECTOR
TRACY KENNEDY
200 W. 4th Street, 2nd Floor, Madera, CA 93637
Telephone: (559) 675-7713
e-mail: treasurer@maderacounty.com

MEMORANDUM

Date: September 29, 2023
To: Madera County Commingled Investment Pool Participants
From: Tracy Kennedy, Treasurer-Tax Collector
Subject: Investment Portfolio Summary – August 2023

REQUIREMENT

In compliance with Government Code 53646 (b) the County Treasurer is, at a minimum, required to submit a quarterly investment report within 30 days following the end of each quarter. The Treasurer, however, elected to exceed the minimum requirement by increasing its frequency to a monthly report and disseminate to all pool participants.

Also required in the report is a disclosure of type of investment, name of issuer, date of maturity, par value and the sub total amounts invested for each category held by the County Treasurer including the market value provided by our custodial bank Wells Fargo. For your convenience, our investment reports can also be found on our website at:

www.maderacounty.com/government/treasurer-tax-collector.

While the County Treasurer takes all economic conditions under advisement, our primary goal is to ensure proper liquidity is available for all depositors while taking into consideration all pool expenditure requirements.

c.c. Alview-Dairyland
Bass Lake School District
Chawanakee Unified School District
Chowchilla Cemetery District
Chowchilla Elementary School District
Chowchilla High School District
County Administrative Officer
County Auditor-Controller
County Board of Supervisors
County Superintendent of Schools
First 5 Madera County
Golden Valley School District
Madera Cemetery District
Madera County District Attorney
Madera County Transportation Commission
Madera Unified School District
Raymond-Knowles School District
Philip Toler, County Special Districts
Yosemite Unified School District



Client Management Team

Rick Phillips

President & Chief Investment Officer
702-575-6666
rick.phillips@fhnmainstreet.com

Tonya Dazzio

Chief Operating & Compliance Officer
702-575-6592
tonya.dazzio@fhnmainstreet.com

Greg Balls, CFA

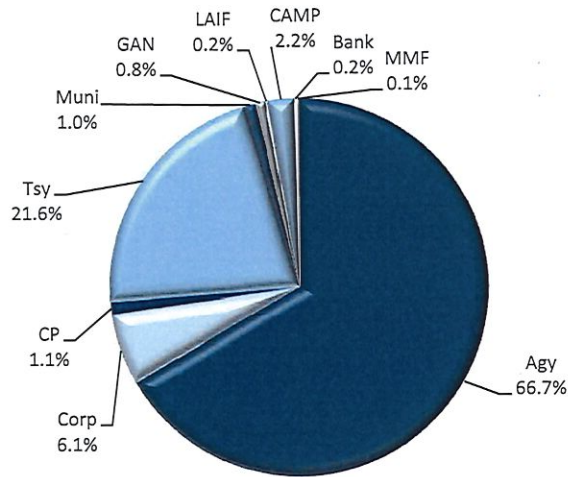
Assistant Chief Investment Officer
702-575-6655
greg.balls@fhnmainstreet.com

Monthly Internal Investment Report

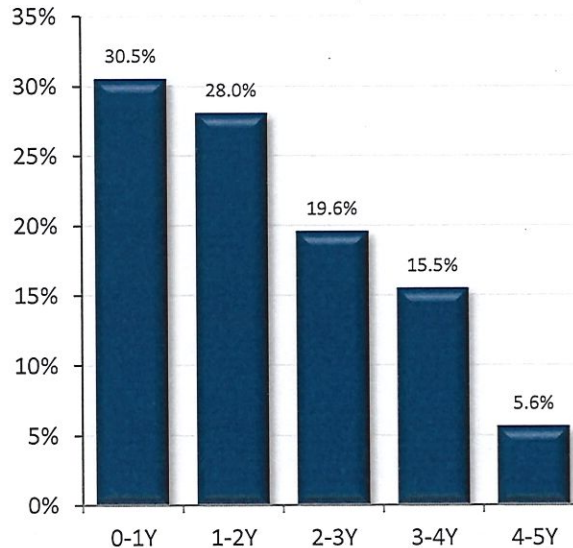
County of Madera Treasurer's Investment Pool

August 2023

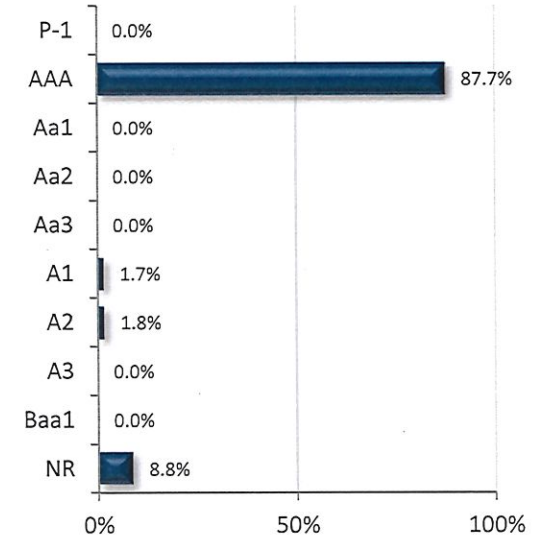
SECTOR ALLOCATION



MATURITY DISTRIBUTION



CREDIT QUALITY (MOODY'S)



Per Book Value

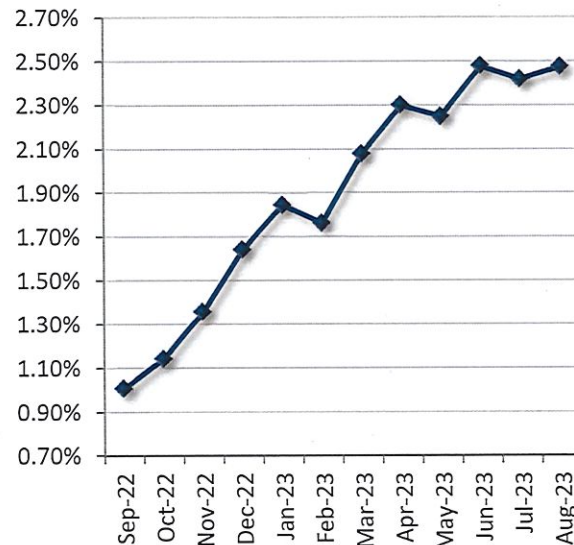
ACCOUNT SUMMARY

	8/31/23	7/31/23
Market Value	\$840,953,692	\$863,114,761
Book Value*	\$873,200,918	\$896,927,231
Unrealized G/L	-\$32,247,226	-\$33,812,470
Par Value	\$886,786,863	\$910,839,267
Net Asset Value	\$96.31	\$96.23
Book Yield	2.47%	2.42%
Years to Maturity	1.93	1.96
Effective Duration	1.77	1.85

*Book Value is Amortized

Per Book Value

PORTFOLIO BOOK YIELD HISTORY



NR: Not Rated

TOP ISSUERS

Issuer	% Portfolio
Federal Home Loan Bank	28.3%
US Treasury	21.6%
Federal Farm Credit	20.1%
Federal Home Loan Mortgage Cor	12.3%
Federal National Mortg. Assoc.	4.8%
California Asset Mgmt. Program	2.2%
APPLE INC.	1.5%
John Deere	1.3%
Farmer Mac	1.1%
Credit Agricole CIB NY	1.1%
AMAZON.COM INC	0.9%
Toyota	0.8%
Pub Fin Auth (Bass Lake)	0.6%
Microsoft Corp	0.6%
Caterpillar	0.5%

Per Book Value

Investment Policy Compliance

County of Madera

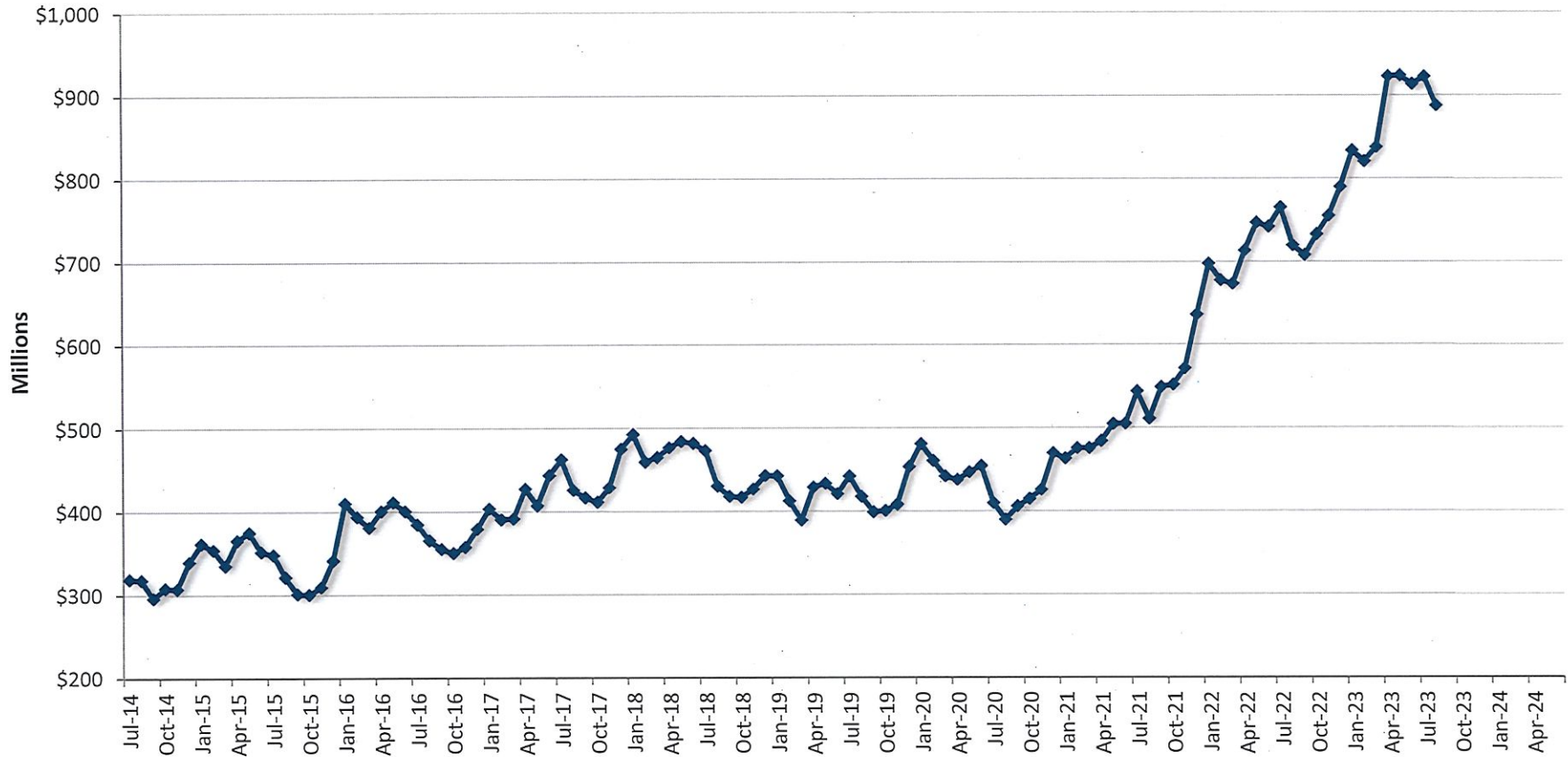
8/31/2023

Item / Sector	Parameters	In Compliance
Weighted Average Maturity	Maximum WAM of 2.5 years.	Yes 1.93 yrs
LAIF	Maximum amount permitted by LAIF (currently \$75 million limit).	Yes \$2 Mil
Joint Powers Authority	No sector limit; advisor requirement.	Yes 2.2%
Money Market Mutual Funds	20% limit; SEC registered with stable NAV; Rated AAAm or equivalent by at least two of rating agencies or advisor requirements.	Yes 0.1%
U.S. Treasury Obligations	No sector limit; no issuer limit.	Yes 21.6%
U.S. Agencies	No sector limit; no issuer limit.	Yes 66.7%
State of California Municipal Securities	No sector limit; no issuer limit. Approved maturity past 5 years.	Yes 1.0%
Commercial Paper	40% sector limit; 10% issuer limit; Max maturity of 270 days; Rated A-1, P-1, or F-1; Total assets over \$500mm.	Yes 1.1%
Negotiable CDs	30% limit; 5% issuer limit; Issued by a Federal or State Chartered bank.	Yes 0.0%
Medium-Term Corporate Notes	30% limit; 5% issuer limit; Max maturity 5 years; Rated in the A category, equivalent or better.	Yes 6.1%
Grant Anticipation Notes	100% limit; Max Maturity 5 years	Yes 0.8%
Supranationals	30% limit; Only IBRD, IFC, IADB; Max Maturity 5 years; Rated AA, equivalent or better.	Yes 0.0%

Historical Book Values

County of Madera

8/31/2023



	Jul	Aug	Sep	Oct	Nov	Dec	Jan	Feb	Mar	Apr	May	Jun
Fiscal Year 2018	\$462.78	\$425.88	\$416.58	\$411.46	\$428.59	\$475.11	\$493.00	\$459.55	\$465.03	\$476.87	\$484.57	\$482.28
Fiscal Year 2019	\$473.35	\$430.47	\$418.04	\$417.09	\$426.82	\$443.18	\$442.73	\$412.39	\$389.08	\$429.19	\$433.61	\$421.02
Fiscal Year 2020	\$442.36	\$417.58	\$399.07	\$400.40	\$408.18	\$453.49	\$481.25	\$460.82	\$442.03	\$438.07	\$446.99	\$454.55
Fiscal Year 2021	\$409.84	\$389.88	\$405.74	\$414.63	\$425.78	\$470.18	\$463.33	\$475.97	\$475.87	\$484.34	\$504.83	\$504.97
Fiscal Year 2022	\$544.08	\$510.89	\$548.92	\$552.07	\$571.56	\$636.15	\$697.88	\$677.76	\$673.48	\$713.33	\$746.81	\$742.04
Fiscal Year 2023	\$765.21	\$719.60	\$707.80	\$732.90	\$754.92	\$789.63	\$833.80	\$820.74	\$837.58	\$922.62	\$923.32	\$913.25
Fiscal Year 2024	\$922.30	\$887.39										

Figures in Millions, Average Daily Balance

Portfolio Management by Fund
Portfolio Management
Portfolio Summary
August 31, 2023

Investments	Par Value	Market Value	Book Value	% of Portfolio	Term	Days to Maturity	YTM
Medium Term Notes	54,500,000.00	49,934,530.00	52,988,126.27	6.07	1,527	1,049	2.517
Federal Agency Coupon Callables	278,285,714.29	258,521,987.15	274,723,970.18	31.46	1,480	729	1.399
Treasury Coupon Securities	194,000,000.00	182,888,610.00	188,237,562.20	21.56	1,194	819	2.835
Allspring Money Market Fund	1,081,692.26	1,081,692.26	1,081,692.26	0.12	1	1	5.320
Bank of America Interest Checking	2,009,246.40	2,009,246.40	2,009,246.40	0.23	1	1	2.050
CAMP: CA Asset Mgmt Program	19,512,549.00	19,512,549.00	19,512,549.00	2.23	1	1	5.520
Commercial Paper Disc. -Amortizing	10,000,000.00	9,989,800.00	9,667,391.70	1.11	239	7	5.182
Federal Agency Disc. -Amortizing	17,500,000.00	17,263,825.00	16,754,418.06	1.92	338	96	4.750
Local Agency Investment Funds	2,032,234.36	2,032,234.36	2,032,234.36	0.23	1	1	3.434
Federal Agency Bullets	292,200,000.00	282,079,466.00	290,528,300.80	33.27	1,031	572	2.799
Municipal Bonds	8,529,427.00	8,503,752.00	8,529,427.00	0.98	5,507	3,628	3.479
Grant Anticipation Notes	7,136,000.00	7,136,000.00	7,136,000.00	0.82	917	627	1.680
	886,786,863.31	840,953,692.17	873,200,918.23	100.00%	1,229	703	2.474

Total Earnings	August 31 Month Ending	Fiscal Year To Date
Current Year	1,577,211.76	3,328,798.37
Average Daily Balance	887,394,445.46	904,848,003.89
Effective Rate of Return	2.09%	2.17%

Active Account Balance as of 08/31/2023: \$14,408,899.84.
PURSUANT TO GOVERNMENT CODE SECTION 53646:

1. (b)(2) THE COUNTY'S PORTFOLIO IS IN COMPLIANCE WITH THE 2023 INVESTMENT POLICY VALID 01/01/2023 THROUGH 12/31/2023.

2. (b)(3) THE MADERA COUNTY CO-MINGLED INVESTMENT POOL IS ABLE TO MEET THE POOL'S EXPENDITURE REQUIREMENTS FOR THE NEXT SIX MONTHS.

3. (b)(1) MARKET VALUE SOURCE: PRINCIPAL CUSTODY SOLUTIONS.

Tracy Kennedy 10-2-23

Tracy Kennedy, Treasurer-Tax Collector

Reporting period 08/01/2023-08/31/2023
Data Updated: SET_1PM: 09/27/2023 16:47
Run Date: 09/27/2023 - 16:47

Portfolio MAD
RC
IE (PRF_PM1) 7.3.11
Report Ver. 7.3.11

Portfolio Management by Fund
Portfolio Management
Portfolio Details - Investments
August 31, 2023

CUSIP	Investment #	Issuer	Average Balance	Purchase Date	Par Value	Market Value	Book Value	Stated Rate	Days to Maturity	YTM Moody's	Maturity Date
Medium Term Notes											
037833DX5	1740	APPLE INC.		06/28/2021	3,000,000.00	2,755,800.00	2,985,797.86	0.550	719	0.791	Aaa 08/20/2025
037833DX5	1757	APPLE INC.		09/30/2021	5,000,000.00	4,593,000.00	4,965,568.57	0.550	719	0.901	Aaa 08/20/2025
478160CN2	1830	Johnson & Johnson		01/12/2023	5,000,000.00	4,577,300.00	4,571,385.67	0.550	731	4.208	Aaa 09/01/2025
023135BX3	1741	AMAZON.COM INC		06/28/2021	3,000,000.00	2,711,100.00	3,000,000.00	1.000	984	1.000	A1 05/12/2026
023135BX3	1789	AMAZON.COM INC		01/27/2022	5,000,000.00	4,518,500.00	4,916,116.50	1.000	984	1.580	A1 05/12/2026
89236TJK2	1756	Toyota		09/30/2021	7,000,000.00	6,296,640.00	6,984,715.27	1.125	1,021	1.200	A1 06/18/2026
594918BR4	1805	Microsoft Corp		04/25/2022	5,000,000.00	4,689,650.00	4,885,879.07	2.400	1,072	3.220	Aaa 08/08/2026
14912L6T3	1844	Caterpillar		04/12/2023	5,000,000.00	4,656,900.00	4,747,368.42	2.400	1,073	4.222	A2 08/09/2026
24422EWA3	1782	John Deere		01/11/2022	1,500,000.00	1,350,840.00	1,495,590.00	1.700	1,228	1.788	A2 01/11/2027
24422EWA3	1783	John Deere		01/11/2022	2,000,000.00	1,801,120.00	1,994,120.00	1.700	1,228	1.788	A2 01/11/2027
24422EWA3	1784	John Deere		01/12/2022	3,000,000.00	2,701,680.00	2,992,015.56	1.700	1,228	1.780	A2 01/11/2027
24422EWD7	1859	John Deere		06/28/2023	5,000,000.00	4,587,500.00	4,639,402.78	2.350	1,284	4.713	A2 03/08/2027
037833DK3	1836	APPLE INC.		02/06/2023	5,000,000.00	4,694,500.00	4,810,166.57	3.000	1,534	3.933	Aaa 11/13/2027
Subtotal and Average			55,072,159.76		54,500,000.00	49,934,530.00	52,988,126.27		1,049	2.517	
Federal Agency Coupon Callables											
3133EMHL9	1687	Federal Farm Credit		11/30/2020	3,000,000.00	2,960,790.00	3,000,000.00	0.310	90	0.310	Aaa 11/30/2023
3134GXEW0	1685	Federal Home Loan Mortgage Cor		12/14/2020	4,000,000.00	3,939,920.00	4,000,000.00	0.300	104	0.300	Aaa 12/14/2023
3133EMTD4	1711	Federal Farm Credit		03/15/2021	5,000,000.00	4,864,100.00	5,000,000.00	0.370	196	0.370	Aaa 03/15/2024
3135GA4S7	1679	Federal National Mortg. Assoc.		11/17/2020	5,000,000.00	4,821,200.00	5,000,000.00	0.375	259	0.375	Aaa 05/17/2024
3134GWJ64	1664	Federal Home Loan Mortgage Cor		09/10/2020	5,000,000.00	4,806,500.00	5,000,000.00	0.400	283	0.400	Aaa 06/10/2024
3134GWJ64	1665	Federal Home Loan Mortgage Cor		09/10/2020	5,000,000.00	4,806,500.00	5,000,000.00	0.400	283	0.400	Aaa 06/10/2024
3135GAS53	1692	Federal National Mortg. Assoc.		12/14/2020	10,000,000.00	9,605,900.00	10,000,000.00	0.375	287	0.375	Aaa 06/14/2024
3134GWTU0	1669	Federal Home Loan Mortgage Cor		09/28/2020	5,000,000.00	4,794,200.00	5,000,000.00	0.375	301	0.375	Aaa 06/28/2024
3134GW4X1	1672	Federal Home Loan Mortgage Cor		10/29/2020	3,000,000.00	2,864,850.00	3,000,000.00	0.375	332	0.375	Aaa 07/29/2024
3134GXGP3	1690	Federal Home Loan Mortgage Cor		12/16/2020	5,000,000.00	4,746,050.00	5,000,000.00	0.400	381	0.400	Aaa 09/16/2024
3130ALTH7	1723	Federal Home Loan Bank		03/30/2021	5,000,000.00	4,747,300.00	5,000,000.00	0.510	395	0.510	Aaa 09/30/2024
3130ALWY6	1734	Federal Home Loan Bank		04/22/2021	2,285,714.29	2,165,897.15	2,285,714.29	0.625	417	0.625	Aaa 10/22/2024
3130ALVR2	1735	Federal Home Loan Bank		04/23/2021	5,000,000.00	4,731,650.00	4,998,821.43	0.520	418	0.536	Aaa 10/23/2024
3134GYDB5	1832	Federal Home Loan Mortgage Cor		01/30/2023	10,000,000.00	9,946,800.00	10,000,000.00	5.000	425	5.005	Aaa 10/30/2024
3130ALU69	1724	Federal Home Loan Bank		04/13/2021	10,000,000.00	9,406,700.00	10,000,000.00	0.580	469	0.580	Aaa 12/13/2024
3133EMLP5	1693	Federal Farm Credit		12/29/2020	10,000,000.00	9,364,600.00	10,000,000.00	0.320	479	0.320	Aaa 12/23/2024
3134GXKF0	1694	Federal Home Loan Mortgage Cor		01/15/2021	10,000,000.00	9,331,300.00	10,000,000.00	0.350	502	0.350	Aaa 01/15/2025
3130AN7L8	1746	Federal Home Loan Bank		07/28/2021	5,000,000.00	4,689,400.00	5,000,000.00	0.520	515	0.520	Aaa 01/28/2025
3133EMSC7	1706	Federal Farm Credit		03/03/2021	5,000,000.00	4,650,700.00	5,000,000.00	0.480	549	0.480	Aaa 03/03/2025
3133EMVS8	1725	Federal Farm Credit		04/14/2021	5,000,000.00	4,647,300.00	5,000,000.00	0.690	591	0.690	Aaa 04/14/2025

Data Updated: SET_1PM: 09/27/2023 16:47
Run Date: 09/27/2023 - 16:47

Portfolio MAD
RC
PM (PRF_PM2) 7.3.11

Portfolio Management by Fund
Portfolio Management
Portfolio Details - Investments
August 31, 2023

CUSIP	Investment #	Issuer	Average Balance	Purchase Date	Par Value	Market Value	Book Value	Stated Rate	Days to Maturity	YTM	Moody's	Maturity Date
Federal Agency Coupon Callables												
3130APQE8	1768	Federal Home Loan Bank		11/22/2021	4,000,000.00	3,765,400.00	4,025,622.86	1.500	629	1.172	Aaa	05/22/2025
3134GWP91	1667	Federal Home Loan Mortgage Cor		09/16/2020	5,000,000.00	4,599,500.00	5,000,000.00	0.500	654	0.500	Aaa	06/16/2025
3134GXFY5	1689	Federal Home Loan Mortgage Cor		12/17/2020	3,000,000.00	2,759,370.00	3,000,000.00	0.500	655	0.500	Aaa	06/17/2025
3133EMFC1	1674	Federal Farm Credit		10/29/2020	3,000,000.00	2,748,690.00	3,000,000.00	0.530	697	0.530	Aaa	07/29/2025
3133EMFC1	1675	Federal Farm Credit		11/05/2020	3,000,000.00	2,748,690.00	3,000,000.00	0.530	697	0.530	Aaa	07/29/2025
3130APP41	1769	Federal Home Loan Bank		11/22/2021	6,000,000.00	5,552,340.00	6,000,000.00	1.125	721	1.125	Aaa	08/22/2025
3136G4M83	1660	Federal National Mortg. Assoc.		08/28/2020	5,000,000.00	4,575,900.00	5,000,000.00	0.600	727	0.600	Aaa	08/28/2025
3134GWY26	1670	Federal Home Loan Mortgage Cor		10/08/2020	5,000,000.00	4,555,400.00	5,000,000.00	0.570	768	0.570	Aaa	10/08/2025
3133ENUZ1	1804	Federal Farm Credit		04/20/2022	3,000,000.00	2,877,420.00	2,996,785.71	3.090	780	3.136	Aaa	10/20/2025
3134GW3X2	1671	Federal Home Loan Mortgage Cor		10/27/2020	3,000,000.00	2,731,140.00	3,000,000.00	0.625	787	0.625	Aaa	10/27/2025
3136G45C3	1673	Federal National Mortg. Assoc.		10/27/2020	4,000,000.00	3,634,680.00	4,000,000.00	0.540	787	0.540	Aaa	10/27/2025
3133ENDV9	1772	Federal Farm Credit		11/17/2021	5,000,000.00	4,589,250.00	5,000,000.00	1.030	808	1.030	Aaa	11/17/2025
3134GXCH5	1682	Federal Home Loan Mortgage Cor		11/25/2020	5,000,000.00	4,541,450.00	5,000,000.00	0.600	816	0.600	Aaa	11/25/2025
3135GAC66	1695	Federal National Mortg. Assoc.		01/21/2021	3,000,000.00	2,698,710.00	3,000,000.00	0.500	873	0.500	Aaa	01/21/2026
3130AKN51	1696	Federal Home Loan Bank		01/28/2021	10,000,000.00	8,993,200.00	10,000,000.00	0.520	880	0.520	Aaa	01/28/2026
3130AKTM8	1699	Federal Home Loan Bank		01/28/2021	4,000,000.00	3,593,720.00	4,000,000.00	0.480	880	0.480	Aaa	01/28/2026
3130ALHH0	1842	Federal Home Loan Bank		04/12/2023	10,000,000.00	9,067,800.00	9,159,866.67	0.960	916	4.101	Aaa	03/05/2026
3130ALH56	1712	Federal Home Loan Bank		03/18/2021	5,000,000.00	4,504,250.00	5,000,000.00	0.750	929	0.750	Aaa	03/18/2026
3133EMUK6	1718	Federal Farm Credit		03/25/2021	2,000,000.00	1,814,820.00	2,000,000.00	1.050	936	1.050	Aaa	03/25/2026
3130ALUC6	1733	Federal Home Loan Bank		04/15/2021	2,000,000.00	1,809,920.00	2,000,000.00	1.020	957	1.020	Aaa	04/15/2026
3134GXJC1	1843	Federal Home Loan Mortgage Cor		04/12/2023	5,000,000.00	4,463,650.00	4,525,317.94	0.650	1,000	4.051	Aaa	05/28/2026
3130AMYPP1	1743	Federal Home Loan Bank		07/15/2021	4,000,000.00	3,601,040.00	4,000,000.00	1.125	1,048	1.125	Aaa	07/15/2026
3130AP3E3	1752	Federal Home Loan Bank		09/30/2021	5,000,000.00	4,470,450.00	5,000,000.00	0.820	1,125	0.820	Aaa	09/30/2026
3130APBV6	1762	Federal Home Loan Bank		10/07/2021	6,000,000.00	5,350,560.00	6,000,000.00	1.000	1,132	1.000	Aaa	10/07/2026
3130APGT6	1764	Federal Home Loan Bank		10/28/2021	6,000,000.00	5,366,340.00	6,000,000.00	1.150	1,153	1.150	Aaa	10/28/2026
3130APJH9	1825	Federal Home Loan Bank		12/21/2022	10,000,000.00	9,077,400.00	9,082,480.17	1.000	1,153	3.118	Aaa	10/28/2026
3133ENDC1	1771	Federal Farm Credit		11/03/2021	6,000,000.00	5,402,340.00	6,000,000.00	1.330	1,159	1.330	Aaa	11/03/2026
3130APPC3	1770	Federal Home Loan Bank		11/18/2021	5,000,000.00	4,499,750.00	5,000,000.00	1.350	1,174	1.350	Aaa	11/18/2026
3130ARMS7	1802	Federal Home Loan Bank		04/29/2022	3,000,000.00	2,828,880.00	3,000,000.00	3.000	1,336	3.000	Aaa	04/29/2027
3130AJSP5	1863	Federal Home Loan Bank		07/13/2023	11,000,000.00	9,590,570.00	9,634,838.89	1.000	1,404	4.441	Aaa	07/06/2027
3130ATF77	1861	Federal Home Loan Bank		07/07/2023	10,000,000.00	9,817,700.00	10,014,522.22	5.000	1,490	5.319	Aaa	09/30/2027
Subtotal and Average			276,659,454.05		278,285,714.29	258,521,987.15	274,723,970.18		729	1.399		

Treasury Coupon Securities

91282CAP6	1720	US Treasury		03/24/2021	6,000,000.00	5,961,540.00	5,997,110.04	0.125	44	0.221	Aaa	10/15/2023
91282CDV0	1795	US Treasury		02/03/2022	5,000,000.00	4,907,800.00	4,993,277.17	0.875	152	1.146	Aaa	01/31/2024

Data Updated: SET_1PM: 09/27/2023 16:47
Run Date: 09/27/2023 - 16:47

Portfolio MAD
RC
PM (PRF_PM2) 7.3.11

Portfolio Management by Fund
Portfolio Management
Portfolio Details - Investments
August 31, 2023

CUSIP	Investment #	Issuer	Average Balance	Purchase Date	Par Value	Market Value	Book Value	Stated Rate	Days to Maturity	YTM Moody's	Maturity Date
Treasury Coupon Securities											
91282CDV0	1822	US Treasury		12/07/2022	10,000,000.00	9,815,600.00	9,813,125.00	0.875	152	4.731	Aaa 01/31/2024
91282CBV2	1779	US Treasury		01/06/2022	5,000,000.00	4,845,500.00	4,975,540.29	0.375	227	0.869	Aaa 04/15/2024
9128286R6	1849	US Treasury		05/08/2023	5,000,000.00	4,896,700.00	4,886,039.40	2.250	242	4.712	Aaa 04/30/2024
91282CCC3	1738	US Treasury		06/23/2021	3,000,000.00	2,892,780.00	2,995,211.83	0.250	257	0.410	Aaa 05/15/2024
912828XT2	1860	US Treasury		06/28/2023	10,000,000.00	9,748,800.00	9,717,644.30	2.000	273	5.344	Aaa 05/31/2024
91282CCL3	1753	US Treasury		09/23/2021	5,000,000.00	4,787,700.00	4,998,049.16	0.375	318	0.414	Aaa 07/15/2024
912828D56	1819	US Treasury		11/18/2022	10,000,000.00	9,717,600.00	9,794,988.21	2.375	349	4.523	Aaa 08/15/2024
912828YE4	1796	US Treasury		02/03/2022	5,000,000.00	4,799,400.00	4,998,859.29	1.250	365	1.273	Aaa 08/31/2024
91282CCX7	1754	US Treasury		09/24/2021	5,000,000.00	4,750,600.00	4,989,919.94	0.375	380	0.510	Aaa 09/15/2024
912828ZC7	1797	US Treasury		02/03/2022	5,000,000.00	4,716,200.00	4,982,178.13	1.125	546	1.369	Aaa 02/28/2025
912828ZL7	1785	US Treasury		01/11/2022	5,000,000.00	4,633,400.00	4,913,980.49	0.375	607	1.255	Aaa 04/30/2025
912828ZL7	1788	US Treasury		01/13/2022	5,000,000.00	4,633,400.00	4,913,481.43	0.375	607	1.260	Aaa 04/30/2025
912828ZT0	1739	US Treasury		06/23/2021	3,000,000.00	2,764,440.00	2,976,052.19	0.250	638	0.655	Aaa 05/31/2025
912828ZW3	1750	US Treasury		08/30/2021	4,000,000.00	3,675,920.00	3,972,097.99	0.250	668	0.603	Aaa 06/30/2025
91282CAB7	1749	US Treasury		08/30/2021	4,000,000.00	3,664,240.00	3,970,866.64	0.250	699	0.619	Aaa 07/31/2025
91282CAJ0	1748	US Treasury		08/30/2021	4,000,000.00	3,652,200.00	3,969,765.62	0.250	730	0.633	Aaa 08/31/2025
91282CAZ4	1763	US Treasury		10/06/2021	6,000,000.00	5,445,960.00	5,935,706.12	0.375	821	0.811	Aaa 11/30/2025
912828Y95	1847	US Treasury		04/24/2023	8,000,000.00	7,420,960.00	7,558,823.32	1.875	1,064	3.847	Aaa 07/31/2026
912828Y95	1851	US Treasury		05/12/2023	5,000,000.00	4,638,100.00	4,764,094.39	1.875	1,064	3.552	Aaa 07/31/2026
912828Y95	1853	US Treasury		05/24/2023	5,000,000.00	4,638,100.00	4,709,066.26	1.875	1,064	3.957	Aaa 07/31/2026
91282CCZ2	1758	US Treasury		09/30/2021	5,000,000.00	4,486,900.00	4,978,384.92	0.875	1,125	1.002	Aaa 09/30/2026
912828V98	1858	US Treasury		06/28/2023	10,000,000.00	9,298,800.00	9,382,153.62	2.250	1,263	4.169	Aaa 02/15/2027
91282CET4	1826	US Treasury		12/21/2022	10,000,000.00	9,386,700.00	9,583,056.00	2.625	1,368	3.766	Aaa 05/31/2027
91282CFB2	1827	US Treasury		12/21/2022	10,000,000.00	9,413,700.00	9,631,060.61	2.750	1,429	3.762	Aaa 07/31/2027
91282CFB2	1846	US Treasury		04/24/2023	5,000,000.00	4,706,850.00	4,818,063.24	2.750	1,429	3.741	Aaa 07/31/2027
91282CFH9	1834	US Treasury		01/18/2023	10,000,000.00	9,542,200.00	9,813,150.58	3.125	1,460	3.636	Aaa 08/31/2027
91282CAL5	1835	US Treasury		02/03/2023	11,000,000.00	9,376,620.00	9,584,278.77	0.375	1,490	3.499	Aaa 09/30/2027
91282CGH8	1862	US Treasury		07/07/2023	10,000,000.00	9,669,900.00	9,621,537.25	3.500	1,613	4.438	Aaa 01/31/2028
Subtotal and Average			188,182,150.28		194,000,000.00	182,888,610.00	188,237,562.20		819	2.835	
Allspring Money Market Fund											
VP4560000	140	Allspring Govt Money Market			1,081,692.26	1,081,692.26	1,081,692.26	5.320	1	5.320	Aaa
Subtotal and Average			6,186,905.97		1,081,692.26	1,081,692.26	1,081,692.26		1	5.320	

Portfolio Management by Fund
Portfolio Management
Portfolio Details - Investments
August 31, 2023

CUSIP	Investment #	Issuer	Average Balance	Purchase Date	Par Value	Market Value	Book Value	Stated Rate	Days to Maturity	YTM Moody's	Maturity Date
Bank of America Interest Checking											
SYS131	131	Bank of America Interest Acct		07/13/2023	2,009,246.40	2,009,246.40	2,009,246.40	2.050	1	2.050	
Subtotal and Average			3,487,299.16		2,009,246.40	2,009,246.40	2,009,246.40		1	2.050	
CAMP: CA Asset Mgmt Program											
SYS1486	1486	California Asset Mgmt. Program			19,512,549.00	19,512,549.00	19,512,549.00	5.520	1	5.520	
Subtotal and Average			14,125,885.94		19,512,549.00	19,512,549.00	19,512,549.00		1	5.520	
Commercial Paper Disc. -Amortizing											
22533UW82	1831	Credit Agricole CIB NY		01/12/2023	10,000,000.00	9,989,800.00	9,667,391.70	5.010	7	5.182	P-1 09/08/2023
Subtotal and Average			9,667,391.70		10,000,000.00	9,989,800.00	9,667,391.70		7	5.182	
Federal Agency Disc. -Amortizing											
313384NC9	1817	Federal Home Loan Bank		10/27/2022	10,000,000.00	9,933,100.00	9,555,988.89	4.490	47	4.710	P-1 10/18/2023
313384SV2	1841	Federal Home Loan Bank		03/31/2023	7,500,000.00	7,330,725.00	7,198,429.17	4.610	160	4.803	P-1 02/08/2024
Subtotal and Average			17,846,792.52		17,500,000.00	17,263,825.00	16,754,418.06		96	4.750	
Local Agency Investment Funds											
SYS119	119	Local Agency Investment Fund			293,786.94	293,786.94	293,786.94	3.434	1	3.434	
SYS119	120	Local Agency Investment Fund			1,738,447.42	1,738,447.42	1,738,447.42	3.434	1	3.434	
Subtotal and Average			2,032,234.36		2,032,234.36	2,032,234.36	2,032,234.36		1	3.434	
Federal Agency Bullets											
313383YJ4	1813	Federal Home Loan Bank		08/18/2022	3,000,000.00	2,998,770.00	2,999,541.00	3.375	7	3.405	Aaa 09/08/2023
3137EAEW5	1710	Federal Home Loan Mortgage Cor		03/05/2021	5,000,000.00	4,995,150.00	5,000,996.68	0.250	7	0.210	Aaa 09/08/2023
3130ATDJ3	1815	Federal Home Loan Bank		09/16/2022	5,000,000.00	4,997,300.00	4,995,387.19	3.875	14	4.065	Aaa 09/15/2023
3133EMUF7	1716	Federal Farm Credit		03/22/2021	2,000,000.00	1,994,300.00	1,999,788.00	0.220	21	0.241	Aaa 09/22/2023
3133EMUF7	1726	Federal Farm Credit		03/26/2021	5,000,000.00	4,985,750.00	5,000,000.00	0.220	21	0.220	Aaa 09/22/2023
3137EAEY1	1730	Federal Home Loan Mortgage Cor		03/30/2021	8,000,000.00	7,950,640.00	7,996,211.35	0.125	45	0.220	Aaa 10/16/2023
3130ATZG5	1821	Federal Home Loan Bank		11/30/2022	20,000,000.00	19,955,000.00	19,996,000.00	4.875	90	4.917	Aaa 11/30/2023
3130AQF57	1781	Federal Home Loan Bank		01/07/2022	5,000,000.00	4,925,750.00	4,993,890.21	0.625	112	0.872	Aaa 12/22/2023
3133ENLF5	1787	Federal Farm Credit		01/18/2022	5,000,000.00	4,912,550.00	4,999,562.50	0.900	139	0.918	Aaa 01/18/2024
3133EMQL9	1701	Federal Farm Credit		02/12/2021	8,000,000.00	7,818,240.00	8,000,000.00	0.200	164	0.200	Aaa 02/12/2024
3130ATUQ8	1824	Federal Home Loan Bank		12/14/2022	20,000,000.00	19,929,800.00	20,018,486.49	4.750	189	4.655	Aaa 03/08/2024
3133ENWP1	1855	Federal Farm Credit		06/07/2023	10,200,000.00	10,013,646.00	9,972,858.75	2.625	258	5.247	Aaa 05/16/2024
3135GOV75	1840	Federal National Mortg. Assoc.		03/30/2023	5,000,000.00	4,847,300.00	4,870,292.48	1.750	305	4.444	Aaa 07/02/2024

Data Updated: SET_1PM: 09/27/2023 16:47
Run Date: 09/27/2023 - 16:47

Portfolio MAD
RC
PM (PRF_PM2) 7.3.11

Portfolio Management by Fund
Portfolio Management
Portfolio Details - Investments
August 31, 2023

CUSIP	Investment #	Issuer	Average Balance	Purchase Date	Par Value	Market Value	Book Value	Stated Rate	Days to Maturity	YTM Moody's	Maturity Date
Federal Agency Bullets											
3133EMV25	1747	Federal Farm Credit		08/25/2021	5,000,000.00	4,790,550.00	5,000,743.70	0.450	326	0.435	Aaa 07/23/2024
3134GWB39	1662	Federal Home Loan Mortgage Cor		09/03/2020	5,000,000.00	4,754,500.00	5,000,000.00	0.420	368	0.420	Aaa 09/03/2024
3133EM5X6	1755	Federal Farm Credit		09/24/2021	2,000,000.00	1,901,080.00	1,997,587.77	0.430	388	0.511	Aaa 09/23/2024
3135G0W66	1765	Federal National Mortg. Assoc.		10/13/2021	6,000,000.00	5,766,300.00	6,089,384.47	1.625	410	0.621	Aaa 10/15/2024
3133EN6N5	1833	Federal Farm Credit		01/20/2023	10,000,000.00	9,871,700.00	9,983,718.18	4.250	446	4.367	Aaa 11/20/2024
3130ALYN8	1736	Federal Home Loan Bank		04/28/2021	5,000,000.00	4,696,450.00	5,000,000.00	0.625	515	0.625	Aaa 01/28/2025
3133ENPG9	1839	Federal Farm Credit		03/30/2023	5,000,000.00	4,765,500.00	4,816,367.95	1.750	532	4.324	Aaa 02/14/2025
3133ENPY0	1798	Federal Farm Credit		02/25/2022	5,000,000.00	4,763,100.00	4,995,500.00	1.750	543	1.812	Aaa 02/25/2025
3133EMSJ2	1705	Federal Farm Credit		03/03/2021	5,000,000.00	4,659,300.00	4,989,175.00	0.430	549	0.540	Aaa 03/03/2025
3130AK2L9	1663	Federal Home Loan Bank		09/04/2020	5,000,000.00	4,655,150.00	5,000,000.00	0.550	550	0.550	Aaa 03/04/2025
3130AUZC1	1837	Federal Home Loan Bank		03/02/2023	15,000,000.00	14,884,650.00	14,902,756.25	4.625	560	5.062	Aaa 03/14/2025
3133EPDW2	1838	Federal Farm Credit		03/21/2023	15,000,000.00	14,761,050.00	14,995,050.00	4.125	567	4.142	Aaa 03/21/2025
3133ENVC1	1806	Federal Farm Credit		04/25/2022	3,000,000.00	2,886,240.00	2,991,420.00	2.750	602	2.900	Aaa 04/25/2025
3130AN4A5	1744	Federal Home Loan Bank		07/06/2021	3,000,000.00	2,773,290.00	3,000,000.00	0.700	668	0.700	Aaa 06/30/2025
3137EAEU9	1700	Federal Home Loan Mortgage Cor		01/26/2021	2,000,000.00	1,837,360.00	1,999,445.40	0.375	689	0.389	Aaa 07/21/2025
3133EPGS8	1848	Federal Farm Credit		04/24/2023	5,000,000.00	4,937,700.00	4,999,955.56	4.250	692	4.253	Aaa 07/24/2025
3135G05X7	1714	Federal National Mortg. Assoc.		03/17/2021	4,000,000.00	3,657,000.00	3,974,426.03	0.375	724	0.700	Aaa 08/25/2025
3137EAEX3	1737	Federal Home Loan Mortgage Cor		04/26/2021	5,000,000.00	4,562,200.00	4,963,722.12	0.375	753	0.670	Aaa 09/23/2025
3137EAEX3	1829	Federal Home Loan Mortgage Cor		01/12/2023	11,000,000.00	10,036,840.00	10,056,563.65	0.375	753	4.030	Aaa 09/23/2025
3130AKPL4	1697	Federal Home Loan Bank		01/28/2021	5,000,000.00	4,513,450.00	5,000,000.00	0.550	880	0.550	Aaa 01/28/2026
3133EPLC7	1854	Federal Farm Credit		05/26/2023	10,000,000.00	9,864,000.00	10,000,000.00	4.125	909	4.127	Aaa 02/26/2026
3133EMUZ3	1722	Federal Farm Credit		03/30/2021	2,000,000.00	1,807,300.00	1,998,920.00	0.810	941	0.828	Aaa 03/30/2026
3133ENUJ0	1799	Federal Farm Credit		04/08/2022	3,000,000.00	2,841,750.00	3,000,000.00	2.640	950	2.640	Aaa 04/08/2026
3133ENGC8	1774	Federal Farm Credit		12/01/2021	5,000,000.00	4,568,050.00	5,000,000.00	1.320	1,004	1.320	Aaa 06/01/2026
3130AMFS6	1745	Federal Home Loan Bank		07/12/2021	4,000,000.00	3,598,320.00	3,998,804.07	0.750	1,015	0.760	Aaa 06/12/2026
3130AN4T4	1776	Federal Home Loan Bank		12/13/2021	5,000,000.00	4,512,550.00	4,949,068.56	0.875	1,015	1.225	Aaa 06/12/2026
3133EM4X7	1751	Federal Farm Credit		09/23/2021	3,000,000.00	2,676,300.00	3,000,000.00	0.800	1,105	0.800	Aaa 09/10/2026
3130AQF65	1777	Federal Home Loan Bank		12/22/2021	5,000,000.00	4,500,250.00	4,995,433.46	1.250	1,207	1.277	Aaa 12/21/2026
3133EN4X5	1828	Federal Farm Credit		12/23/2022	10,000,000.00	9,795,200.00	9,987,793.75	3.875	1,209	3.913	Aaa 12/23/2026
3133ENKV1	1786	Federal Farm Credit		01/13/2022	3,000,000.00	2,717,190.00	2,995,968.00	1.500	1,230	1.540	Aaa 01/13/2027
3130AVWR9	1852	Federal Home Loan Bank		05/12/2023	5,000,000.00	4,843,250.00	5,007,809.31	3.625	1,379	3.601	Aaa 06/11/2027
31422X2X9	1850	Farmer Mac		05/17/2023	10,000,000.00	9,718,400.00	10,000,000.00	3.600	1,659	3.601	03/17/2028
3133EPDP7	1845	Federal Farm Credit		04/12/2023	5,000,000.00	4,839,300.00	4,995,672.92	3.625	1,663	3.691	Aaa 03/21/2028
Subtotal and Average			298,468,744.72		292,200,000.00	282,079,466.00	290,528,300.80		572	2.799	

Portfolio Management by Fund
Portfolio Management
Portfolio Details - Investments
August 31, 2023

CUSIP	Investment #	Issuer	Average Balance	Purchase Date	Par Value	Market Value	Book Value	Stated Rate	Days to Maturity	YTM Moody's	Maturity Date
Municipal Bonds											
798153PV8	1801	SAN JOSE FING AUTH LEASE REVEN		04/21/2022	1,300,000.00	1,274,325.00	1,300,000.00	2.916	243	2.916	Aa3 05/01/2024
MC1560	1560	Pub Fin Auth (Bass Lake)		04/05/2017	4,920,000.00	4,920,000.00	4,920,000.00	3.500	3,653	3.500	NR 09/01/2033
SYS1621	1621	Rolling Hills		01/30/2019	2,309,427.00	2,309,427.00	2,309,427.00	3.750	5,480	3.750	NR 09/02/2038
Subtotal and Average			8,529,427.00		8,529,427.00	8,503,752.00	8,529,427.00		3,628	3.479	
Grant Anticipation Notes											
MD 10A 1791	1791	MD 10A Madera Ranchos		01/25/2022	1,500,000.00	1,500,000.00	1,500,000.00	0.818	512	0.589	NR 01/25/2025
MD1794	1794	MD36-Eastin Arcola		01/25/2022	400,000.00	400,000.00	400,000.00	0.818	512	0.786	NR 01/25/2025
MD1793	1793	MD85 Valeta		01/25/2022	400,000.00	400,000.00	400,000.00	0.818	512	0.793	NR 01/25/2025
CSA 1 PII 1807	1807	CSA 1 Indian Lakes		06/06/2022	342,000.00	342,000.00	342,000.00	0.818	624	0.796	NR 05/17/2025
MD 19 PII 1808	1808	MD19 Parkwood		06/06/2022	444,000.00	444,000.00	444,000.00	0.818	624	0.796	NR 05/17/2025
1857 MD 10 MR	1857	MD 10A Madera Ranchos		06/20/2023	3,000,000.00	3,000,000.00	3,000,000.00	2.560	668	2.561	NR 06/30/2025
1856 MD 01 HL	1856	Hidden Lakes		06/20/2023	750,000.00	750,000.00	750,000.00	2.560	757	2.560	NR 09/27/2025
MD 28 1816	1816	MD 28 RIPPERDAN		10/18/2022	300,000.00	300,000.00	300,000.00	0.818	778	0.813	NR 10/18/2025
Subtotal and Average			7,136,000.00		7,136,000.00	7,136,000.00	7,136,000.00		627	1.680	
Total and Average			887,394,445.46		886,786,863.31	840,953,692.17	873,200,918.23		703	2.474	

**Madera Co Investment Portfolio
Transaction Activity Report
August 1, 2023 - August 31, 2023
Sorted by Transaction Date - Transaction Date
All Funds**

Investment #	Fund	CUSIP	Inv Descrip	TransactionType	TransactionDate	Issuer	New Principal	Principal Paydowns	Interest	Total Cash
131	01	SYS131	BOFA-I 0.0%	Redemption	08/01/2023	Bank of America Inte		3,000,000.00		3,000,000.00
1486	01	SYS1486	CAMP 0.43%	Redemption	08/01/2023	California Asset Mgm		3,000,000.00		3,000,000.00
Totals for 08/01/2023								6,000,000.00		6,000,000.00
1486	01	SYS1486	CAMP 0.43%	Redemption	08/03/2023	California Asset Mgm		3,000,000.00		3,000,000.00
Totals for 08/03/2023								3,000,000.00		3,000,000.00
1486	01	SYS1486	CAMP 0.43%	Purchase	08/08/2023	California Asset Mgm	3,000,000.00			-3,000,000.00
1812	01	313384KD0	FHLB ZERO CPN	Redemption	08/08/2023	Federal Home Loan		5,000,000.00		5,000,000.00
1805	01	594918BR4	MICROSOFT CORP,	Interest	08/08/2023	Microsoft Corp			60,000.00	60,000.00
Totals for 08/08/2023							3,000,000.00	5,000,000.00	60,000.00	2,060,000.00
1844	01	14912L6T3	CATERP 2.4% MAT	Interest	08/09/2023	Caterpillar			60,000.00	60,000.00
1844	01	14912L6T3	CATERP 2.4% MAT	Accr Int	08/09/2023	Caterpillar		21,000.00	-21,000.00	0.00
Totals for 08/09/2023								21,000.00	39,000.00	60,000.00
131	01	SYS131	BOFA-I 0.0%	Purchase	08/11/2023	Bank of America Inte	4,000,000.00			-4,000,000.00
Totals for 08/11/2023							4,000,000.00			-4,000,000.00
1728	01	89236THF5	TOYOTA MTR CR	Redemption	08/14/2023	Toyota		5,000,000.00		5,000,000.00
1701	01	3133EMQL9	FEDERAL FARM CR	Interest	08/14/2023	Federal Farm Credit			8,000.00	8,000.00
1728	01	89236THF5	TOYOTA MTR CR	Interest	08/14/2023	Toyota			12,500.00	12,500.00
1839	01	3133ENPG9	FEDERAL FARM CR	Interest	08/14/2023	Federal Farm Credit			43,750.00	43,750.00
1839	01	3133ENPG9	FEDERAL FARM CR	Accr Int	08/14/2023	Federal Farm Credit		11,180.56	-11,180.56	0.00
Totals for 08/14/2023								5,011,180.56	53,069.44	5,064,250.00
1819	01	912828D56	UNITED STATES	Interest	08/15/2023	US Treasury			118,750.00	118,750.00
1858	01	912828V98	UNITED STATES	Interest	08/15/2023	US Treasury			112,500.00	112,500.00
1858	01	912828V98	UNITED STATES	Accr Int	08/15/2023	US Treasury		82,665.75	-82,665.75	0.00
Totals for 08/15/2023								82,665.75	148,584.25	231,250.00
1677	01	3134GXBE3	FEDERAL HOME LN	Redemption	08/16/2023	Federal Home Loan		4,000,000.00		4,000,000.00
1677	01	3134GXBE3	FEDERAL HOME LN	Interest	08/16/2023	Federal Home Loan			2,500.00	2,500.00
Totals for 08/16/2023								4,000,000.00	2,500.00	4,002,500.00
131	01	SYS131	BOFA-I 0.0%	Purchase	08/18/2023	Bank of America Inte	3,000,000.00			-3,000,000.00
1698	01	3135G05T6	FEDERAL NATL MTG	Redemption	08/18/2023	Federal National Mor		5,000,000.00		5,000,000.00
1698	01	3135G05T6	FEDERAL NATL MTG	Interest	08/18/2023	Federal National Mor			8,750.00	8,750.00

Madera Co Investment Portfolio
Transaction Activity Report
Sorted by Transaction Date - Transaction Date

Investment #	Fund	CUSIP	Inv Descrip	TransactionType	TransactionDate	Issuer	New Principal	Principal Paydowns	Interest	Total Cash
Totals for 08/18/2023							3,000,000.00	5,000,000.00	8,750.00	2,008,750.00
1740	01	037833DX5	APPLE INC, SR GLBL	Interest	08/21/2023	APPLE INC.			8,250.00	8,250.00
1757	01	037833DX5	APPLE INC, SR GLBL	Interest	08/21/2023	APPLE INC.			13,750.00	13,750.00
Totals for 08/21/2023									22,000.00	22,000.00
131	01	SYS131	BOFA-I 0.0%	Redemption	08/22/2023	Bank of America Inte		6,000,000.00		6,000,000.00
Totals for 08/22/2023								6,000,000.00		6,000,000.00
131	01	SYS131	BOFA-I 0.0%	Purchase	08/23/2023	Bank of America Inte	5,000,000.00			-5,000,000.00
Totals for 08/23/2023							5,000,000.00			-5,000,000.00
131	01	SYS131	BOFA-I 0.0%	Purchase	08/25/2023	Bank of America Inte	3,000,000.00			-3,000,000.00
1714	01	3135G05X7	FEDERAL NATL MTG	Interest	08/25/2023	Federal National Mor			7,500.00	7,500.00
1798	01	3133ENPY0	FEDERAL FARM CR	Interest	08/25/2023	Federal Farm Credit			43,750.00	43,750.00
Totals for 08/25/2023							3,000,000.00		51,250.00	-2,948,750.00
1767	01	3130ANYM6	FEDERAL HOME	Redemption	08/28/2023	Federal Home Loan		6,000,000.00		6,000,000.00
131	01	SYS131	BOFA-I 0.0%	Redemption	08/28/2023	Bank of America Inte		9,000,000.00		9,000,000.00
1660	01	3136G4M83	FEDERAL NATL MTG	Interest	08/28/2023	Federal National Mor			15,000.00	15,000.00
1767	01	3130ANYM6	FEDERAL HOME	Interest	08/28/2023	Federal Home Loan			3,750.00	3,750.00
1854	01	3133EPLC7	FEDERAL FARM CR	Interest	08/28/2023	Federal Farm Credit			103,125.00	103,125.00
Totals for 08/28/2023								15,000,000.00	121,875.00	15,121,875.00
131	01	SYS131	BOFA-I 0.0%	Purchase	08/30/2023	Bank of America Inte	10,000,000.00			-10,000,000.00
Totals for 08/30/2023							10,000,000.00			-10,000,000.00
1486	01	SYS1486	CAMP 0.43%	Purchase	08/31/2023	California Asset Mgm	5,000,000.00			-5,000,000.00
130	02	SYS130	BANKAM 0.0%	Redemption	08/31/2023	BofA Balance		1,126,876.25		1,126,876.25
131	01	SYS131	BOFA-I 0.0%	Redemption	08/31/2023	Bank of America Inte		8,000,000.00		8,000,000.00
1748	01	91282CAJ0	UNITED STATES	Interest	08/31/2023	US Treasury			5,000.00	5,000.00
1796	01	912828YE4	UNITED STATES	Interest	08/31/2023	US Treasury			31,250.00	31,250.00
1797	01	912828ZC7	UNITED STATES	Interest	08/31/2023	US Treasury			28,125.00	28,125.00
1834	01	91282CFH9	UNITED STATES	Interest	08/31/2023	US Treasury			156,250.00	156,250.00
131	01	SYS131	BOFA-I 0.0%	Interest	08/31/2023	Bank of America Inte			6,012.15	6,012.15
131	01	SYS131	BOFA-I 0.0%	Purchase	08/31/2023	Bank of America Inte	6,012.15			-6,012.15
1486	01	SYS1486	CAMP 0.43%	Interest	08/31/2023	California Asset Mgm			66,218.50	66,218.50
1486	01	SYS1486	CAMP 0.43%	Purchase	08/31/2023	California Asset Mgm	66,218.50			-66,218.50
Totals for 08/31/2023							5,072,230.65	9,126,876.25	292,855.65	4,347,501.25
Grand Total							33,072,230.65	58,241,722.56	799,884.34	25,969,376.25

Disclosure

Although this information has been obtained from sources which we believe to be reliable, we do not guarantee its accuracy, and it may be incomplete or condensed. This is for informational purposes only and is not intended as an offer or solicitation with respect to the purchase or sale of any security. All herein listed securities are subject to availability and change in price. Past performance is not indicative of future results, and changes in any assumptions may have a material effect on projected results. Ratings on all securities are subject to change.

FHN Financial Capital Markets, FHN Financial Portfolio Advisors, and FHN Financial Municipal Advisors are divisions of First Horizon Bank. FHN Financial Securities Corp., FHN Financial Main Street Advisors, LLC, and FHN Financial Capital Assets Corp. are wholly owned subsidiaries of First Horizon Bank. FHN Financial Securities Corp. is a member of FINRA and SIPC — <http://www.sipc.org/>.

FHN Financial Municipal Advisors is a registered municipal advisor. FHN Financial Portfolio Advisors is a portfolio manager operating under the trust powers of First Horizon Bank. FHN Financial Main Street Advisors, LLC is a registered investment advisor. None of the other FHN entities, including FHN Financial Capital Markets, FHN Financial Securities Corp., or FHN Financial Capital Assets Corp. are acting as your advisor, and none owe a fiduciary duty under the securities laws to you, any municipal entity, or any obligated person with respect to, among other things, the information and material contained in this communication. Instead, these FHN entities are acting for their own interests. You should discuss any information or material contained in this communication with any and all internal or external advisors and experts that you deem appropriate before acting on this information or material.

FHN Financial, through First Horizon Bank or its affiliates, offers investment products and services. Investment products are not FDIC insured, have no bank guarantee, and may lose value.

Source: ICE Data Indices, LLC ("ICE"), is used with permission. ICE, ITS AFFILIATES AND THEIR RESPECTIVE THIRD PARTY SUPPLIERS DISCLAIM ANY AND ALL WARRANTIES AND REPRESENTATIONS, EXPRESS AND/OR IMPLIED, INCLUDING ANY WARRANTIES OF MERCHANTABILITY OR FITNESS FOR A PARTICULAR PURPOSE OR USE, INCLUDING THE INDICES, INDEX DATA AND ANY DATA INCLUDED IN, RELATED TO, OR DERIVED THEREFROM. NEITHER ICE DATA, ITS AFFILIATES OR THEIR RESPECTIVE THIRD PARTY PROVIDERS SHALL NOT BE SUBJECT TO ANY DAMAGES OR LIABILITY WITH RESPECT TO THE QUALITY, ADEQUACY, ACCURACY, TIMELINESS OR COMPLETENESS OF THE INDICES OR THE INDEX DATA OR ANY COMPONENT THEREOF, AND THE INDICES AND INDEX DATA AND ALL COMPONENTS THEREOF ARE PROVIDED ON AN "AS IS" BASIS AND SUBSCRIBER'S USE IS AT SUBSCRIBER'S OWN RISK. ICE DATA, ITS AFFILIATES AND THEIR RESPECTIVE THIRD PARTY DO NOT SPONSOR, ENDORSE, OR RECOMMEND FHN FINANCIAL MAIN STREET ADVISORS, LLC, OR ANY OF ITS PRODUCTS OR SERVICES.