



# EXECUTIVE SUMMARY

## MADERA COUNTY COMMUNITY HEALTH ASSESSMENT



MAY  
2023



**Mobile Health**



**Education | Screenings | Testing | Vaccinations**



**MADERACOUNTY.COM/PUBLICHEALTH**



# EXECUTIVE SUMMARY

## Introduction

A Community Health Assessment is an important process that helps in understanding the health needs and concerns of a community. The purpose of an assessment is to gather information about the health status, resources, and challenges in Madera County, identify areas where we can improve and develop strategies to address the health issues affecting residents.

The Live Well Madera County (LWMC) Community Health Assessment was written by Madera County Department of Public Health staff and guided by LWMC, a multi-sectoral collaborative made up of representatives from approximately 30 community and government agencies committed to LWMC's mission to, "Assess, Collaborate and Transform." This is the second community health assessment developed by Live Well Madera County. The first was published in 2017.

## The Process

The community health assessment process is highly collaborative and involves gathering primary and secondary data with the help of partners and community based organization. Primary data is gathered by talking directly to the community. For this assessment, primary quantitative and qualitative data was collected using three methods: surveys, focus groups, and key informant interviews.

### Primary Data Collected:

- 1,699 surveys
- 11 focus groups
- 21 key informant interviews

Secondary data from national, state, and local sources is also reviewed and gathered. Key sources used in this report include:

- California Department of Public Health
- California Health Interview Survey
- Centers for Disease Control and Prevention
- County Health Rankings & Roadmaps
- Healthy Places Index
- Kids Data
- U.S. Census Bureau

The top priorities identified in the 2023 Community Health Assessment include economic stability, neighborhood and built environment, access to care, social support, domestic & youth violence, substance abuse (drug & alcohol use disorder), chronic disease, and mental health. These priorities are based on state and national data (secondary data) showing a high burden of disease as well as community input (primary data) gathered through a community-wide survey, focus groups, and key informant interviews.

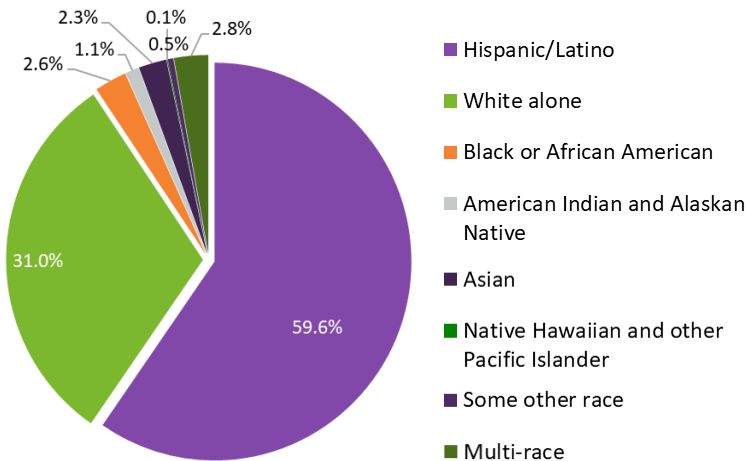
This assessment is divided into three main sections: **Social Determinants of Health**, **Health Behaviors**, and **Health Outcomes**.

# Community Profile



**156,255**  
Madera County  
population

## Race/Ethnicity in Madera County



Source: United States Census Bureau 2020  
<https://www.census.gov/>

## Top 10 Causes of Death in Madera County (2021)

Cause	Age-adjusted rate (per 100,000)
COVID-19	151.5
Ischemic Heart Disease	83.0
Alzheimer's Disease	50.5
Hypertensive Heart Disease	44.7
Stroke	36.3
Chronic Obstructive Pulmonary Disease	31.2
Kidney Disease	26.5
Drug Overdose (poisoning/substance use disorder)	25.6
Lung Cancer	21.4
Other Malignant Neoplasms	20.1

Source: Source: California Department of Public Health  
<https://skylab.cdph.ca.gov/communityBurden/>

**Age-adjusted Rate** - A rate of morbidity or mortality in a population that is statistically modified to eliminate the effect of age difference in a population.



# Social Determinants of Health

Social determinants of health are the conditions in which people live, learn, work, and play that affect a range of health outcomes. Social determinants of health are important because they have a large influence on health behaviors and health outcomes. Addressing the social determinants of health is how we achieve health equity, the state in which everyone has a fair and just opportunity to attain their highest level of health.

*The social determinants of health are all interconnected and underpin the health of an individual and a community.*

The social determinants of health are made up of five key areas:

- Education Access and Quality
- Economic Stability
- Neighborhood and Built Environment
- Access to Care
- Social and Community Context

## Social Determinants of Health Priorities:

### Economic Stability

Economic stability is essential to health and well-being. Individuals who have stable employment are more likely to be healthy because they are more likely to be able to meet their basic needs, such as housing, health care and educational needs.

#### Madera County



26.8%

of residents under 18 years old live in poverty<sup>1</sup>



19.0%

of residents live in poverty<sup>2</sup>



\$61,924

Median Household Income in Madera County<sup>1</sup>

#### California



15.0%

of residents under 18 years old live in poverty<sup>1</sup>



12.6%

of residents live in poverty<sup>2</sup>



\$78,672

Median Household Income in California<sup>1</sup>

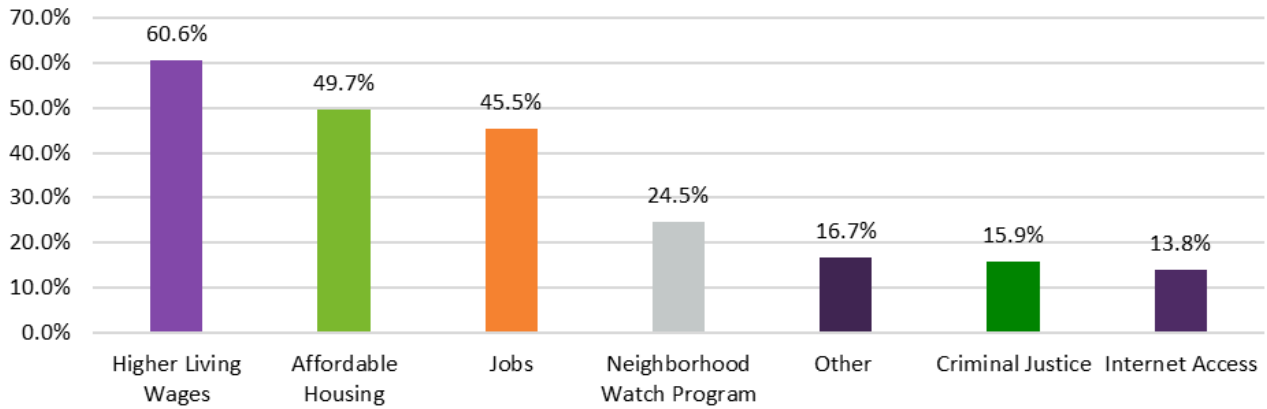


1. Source: U.S. Census Bureau, 2016-2020 American Community Survey 5-Year Estimates. <https://www.census.gov>

2. Source: California Department of Public Health- County Health Status Profiles 2022. <https://www.cdph.ca.gov>

3. Source: County Health Rankings & Roadmaps 2019. <https://www.countyhealthrankings.org/>

## What 3 Things Would Most Improve Your Life? (2021)



Source: Madera County Department of Public Health Community-Wide Survey

\*Sum of percentages does not add up to 100 due to multiple response in the check all that apply format.

Some responses for "Other" include: better air quality, affordable medicine, affordable healthcare, affordable food, health insurance, closer medical facility, etc.

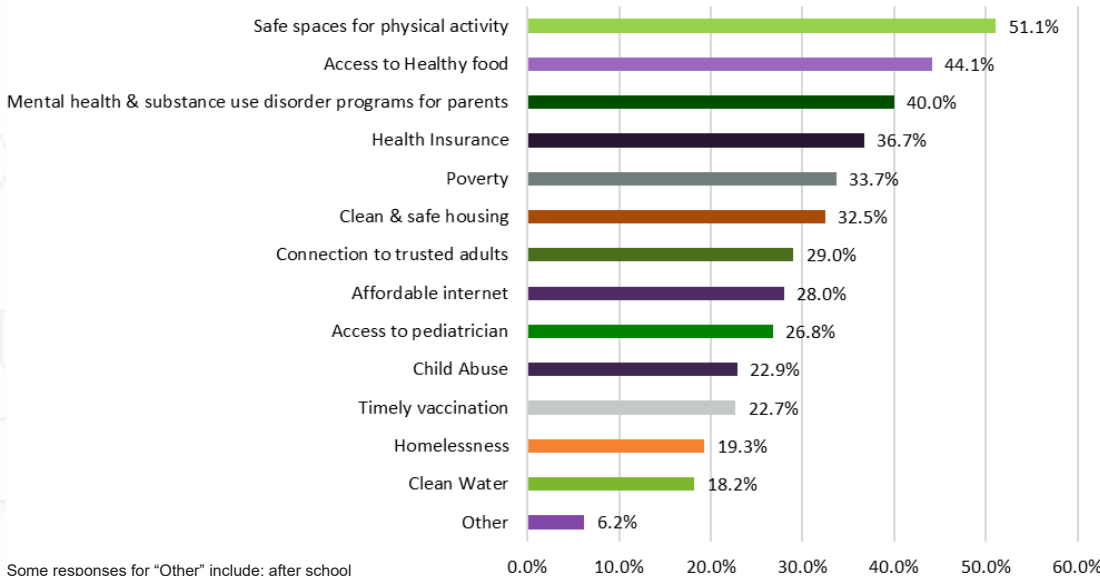
## Neighborhood and Built Environment

The neighborhood and environment can affect the health of an individual or a community. Transportation, availability of healthy food, air and water quality, and crime and violence all contribute to the health and well-being of a person and community.

### KEY FINDINGS

- Transportation & access to inexpensive and healthy food was a common concern among focus group participants.
- Survey respondents said safe places to be physically active and access to healthy food are the top two greatest needs of children and families (2021).

## What are the greatest needs of children and their families in your community? (2021)



Some responses for "Other" include: after school programs, mental health services, playgrounds/parks.

Source: Madera County Department of Public Health Community-Wide Survey

\*Sum of percentages does not add up to 100 due to multiple response in the check all that apply format.



5%

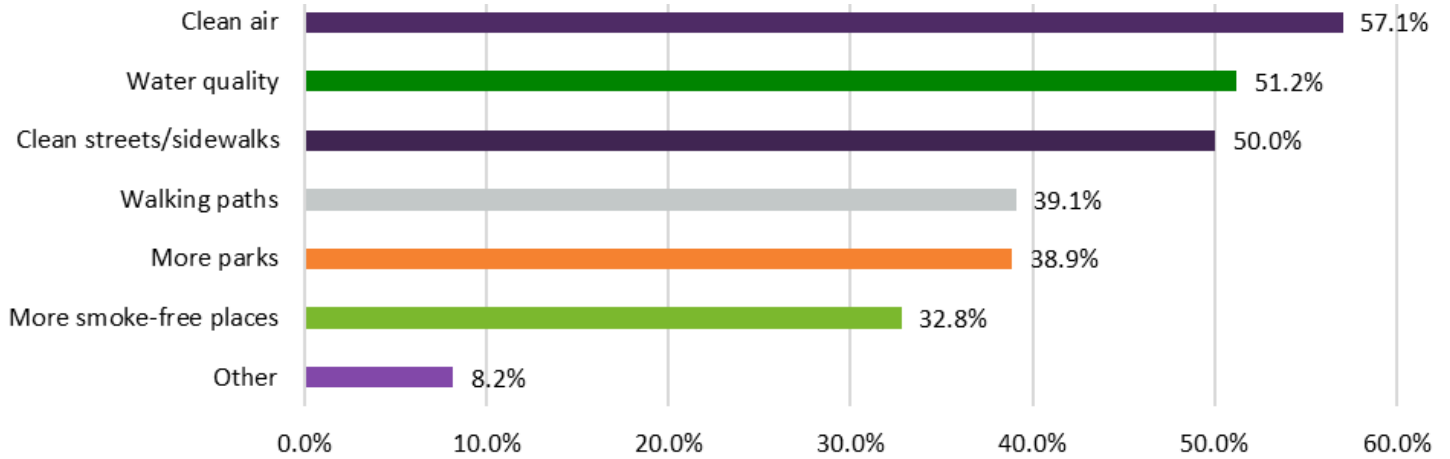
of Madera County residents are low-income and do not live close to a grocery store (compared to 3% in CA)



2.26%

of Madera County workers (16+) commute to work by transit, walking, or cycling (compared to 9% in CA)

## If you could change anything about the environment to make it healthier and safe, what 3 things would they be? (2021)



Source: Madera County Department of Public Health community-wide survey  
 \*Sum of percentages does not add up to 100% due to multiple responses in the check all the apply format.

## Access to Care

Health care access and quality are significant components of the social determinants of health. For people without health insurance and/or those who reside in locations lacking providers, access to and the quality of health care may be a problem. Quality health care is essential for preventive care and treatment of chronic illnesses. It can also increase the quality of life, reduce premature death, and increase life expectancy.

Madera Community Hospital was closed in early January 2023. This was the only general acute care hospital in Madera County serving all ages. Data reflected in this report was collected prior to the closure of the hospital.



## Population to Provider Ratio

	Population to Primary Care Providers	Population to Dental Provider	Population to Mental Health Care Provider
<b>Madera County</b>	2,310 : 1	2,220 : 1	580 : 1
<b>California</b>	1,240 : 1	1,130 : 1	240 : 1

Source: County Health Rankings 2022  
<https://www.countyhealthrankings.org/>

**KEY FINDINGS**  
 Madera County has fewer primary care, dental and mental health providers available to residents in Madera County compared to California [2022].

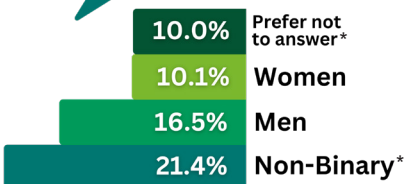
## Social Support

Social and community connections have an impact on the health of individuals. Social and community settings include where people live, work, and socialize. Positive relationships with family, friends, and the community can help reduce negative impacts from factors that are harder to control.

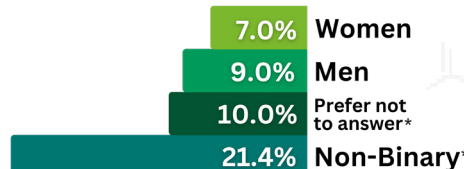
### KEY FINDINGS

- A need for more social support was brought up in all focus groups.
- Discrimination, social acceptance, and social isolation were specifically mentioned in LGBTQ+ and African American/Black focus groups.
- Pregnant Women and new moms mentioned the need for more support at work and more leave time as well as long-term social support.

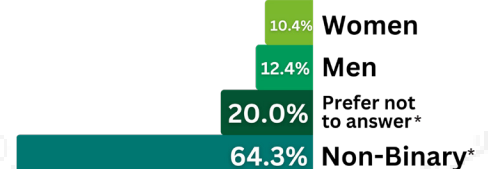
"I was not hired for a job."



I was denied or provided inferior medical care



I was discouraged by a teacher or advisor from seeking higher education



\*Due to small size from survey population, conclusions about data should be interpreted with caution.  
 ‡ Sum of percentages does not add up to 100 due to multiple response in the check all that apply format.



## 4.9 Social Association Rate

Madera County has a social association rate of 4.9, compared to California's overall social association rate of 6.0



### KEY FINDINGS

Social association rate measures the number of membership association per 10,000.

- » Those with strong social networks are more likely to make healthy lifestyle choices.

Source: County Health Rankings 2020  
<https://www.countyhealthrankings.org/>





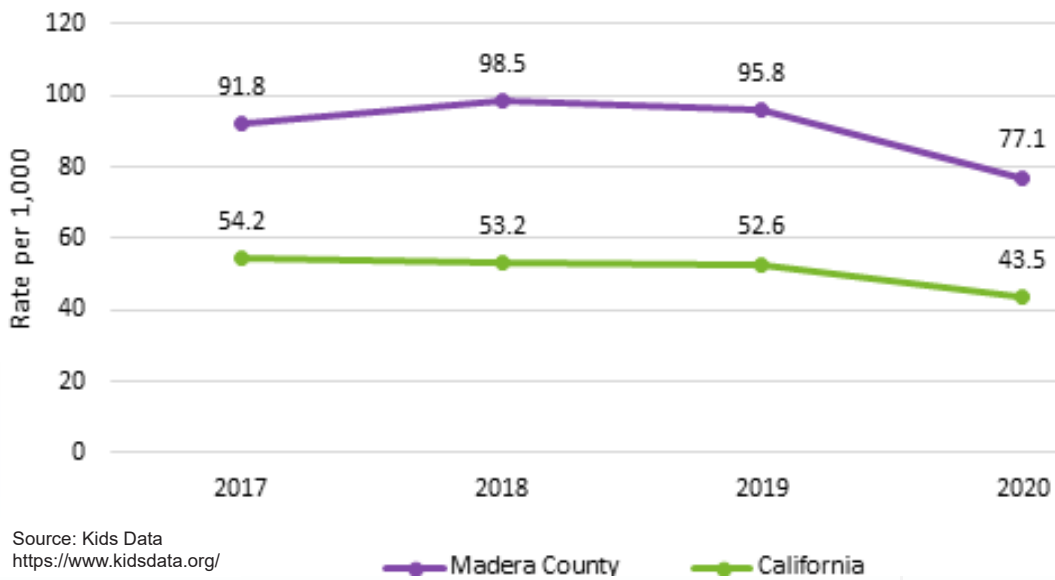
## Domestic and Youth Violence

Youth violence and domestic violence was ranked 2nd and 3rd, respectively for greatest behavior concern children and adolescents face in the community. Violence is considered a social determinant of health and includes data from both neighborhood and built environment and social community context.

### KEY FINDINGS

- Youth and domestic violence ranked 2nd and 3rd place for greatest behavior concerns children and adolescents face in your community.
- In 2020, reports of child abuse and neglect were higher in Madera County (77.1 per 1,000) compared to California (43.5 per 1,000).
- In 2019, Madera County had a juvenile arrest rate of 26 juvenile delinquency court case per 1,000 youths, California has a juvenile arrest rate of 7 per 1,000.

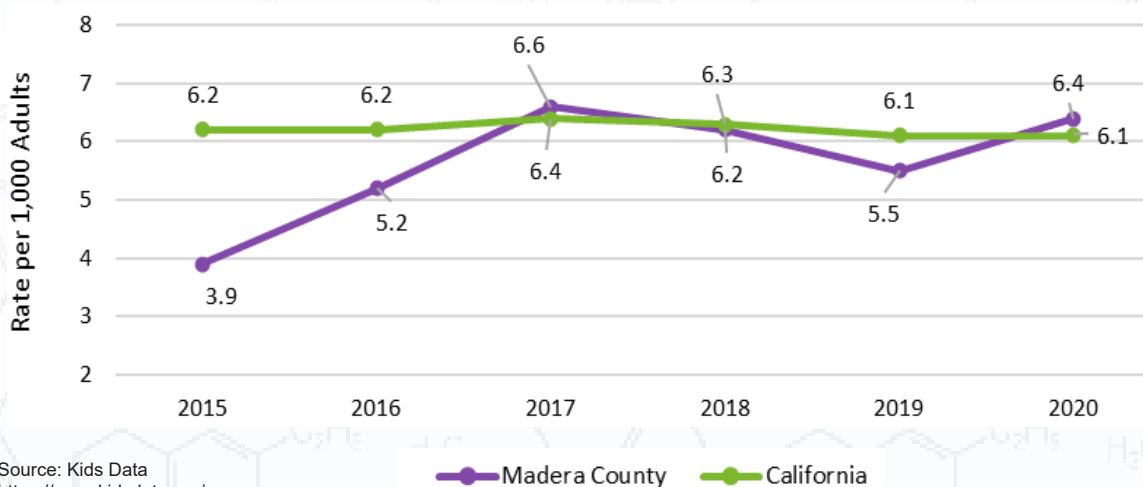
### Reports of Child Abuse and Neglect



### KEY FINDINGS

Child abuse and neglect rates are higher in Madera County compared to California.

### Domestic Violence Calls for Assistance



### KEY FINDINGS

Madera County rates for domestic violence assistance have increased since 2015. Madera County had a higher rate of domestic violence calls than California in 2017 and 2020.

# Health Behaviors

*Health behaviors are actions individuals can take that affect their health.*

Although greatly influenced by family, community and social context, these behaviors can be changed. Positive behaviors such as a balanced diet, daily exercise, and getting the recommended amount of sleep are considered protective behaviors. Unhealthy behaviors such as alcohol and drug abuse are considered risky behaviors and contribute to the development of chronic and infectious diseases.



## Health Behavior Priorities:

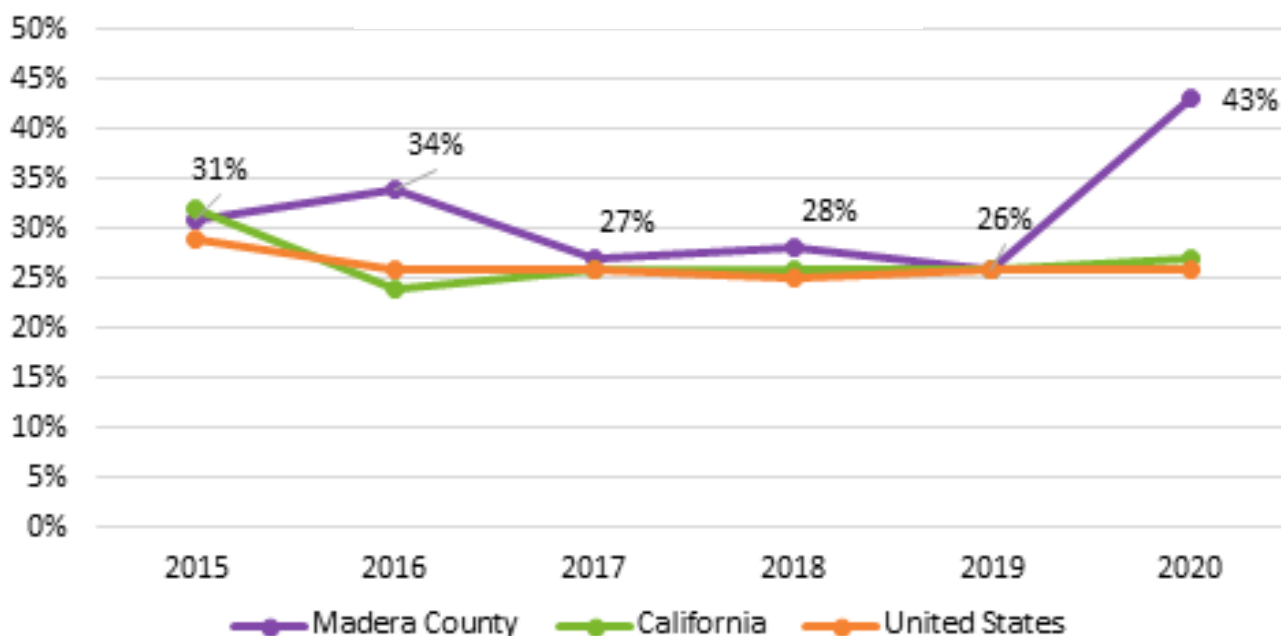
### Substance Abuse

Substance abuse was mentioned specifically by Latino-monolingual and LGBTQ + focus groups as greatest health problems in the community.

#### KEY FINDINGS

- Driving while drunk/on drugs, drug abuse and alcohol abuse were ranked #1 and #3 for top behaviors that affect the health in community [2021]
- The percent of alcohol-impaired driving deaths in Madera County is higher than both California and the United States (43% in 2020 compared to 27% in California).

### Alcohol-Impaired Driving Deaths



### Drug Overdose Death Rate 2021 (Per 100,000)



Source: California Community Burden of Disease Engine  
<https://skylab.cdph.ca.gov/communityBurden/#tab-7558-1>

### Alcohol-Related Death Rate 2021 (Per 100,000)

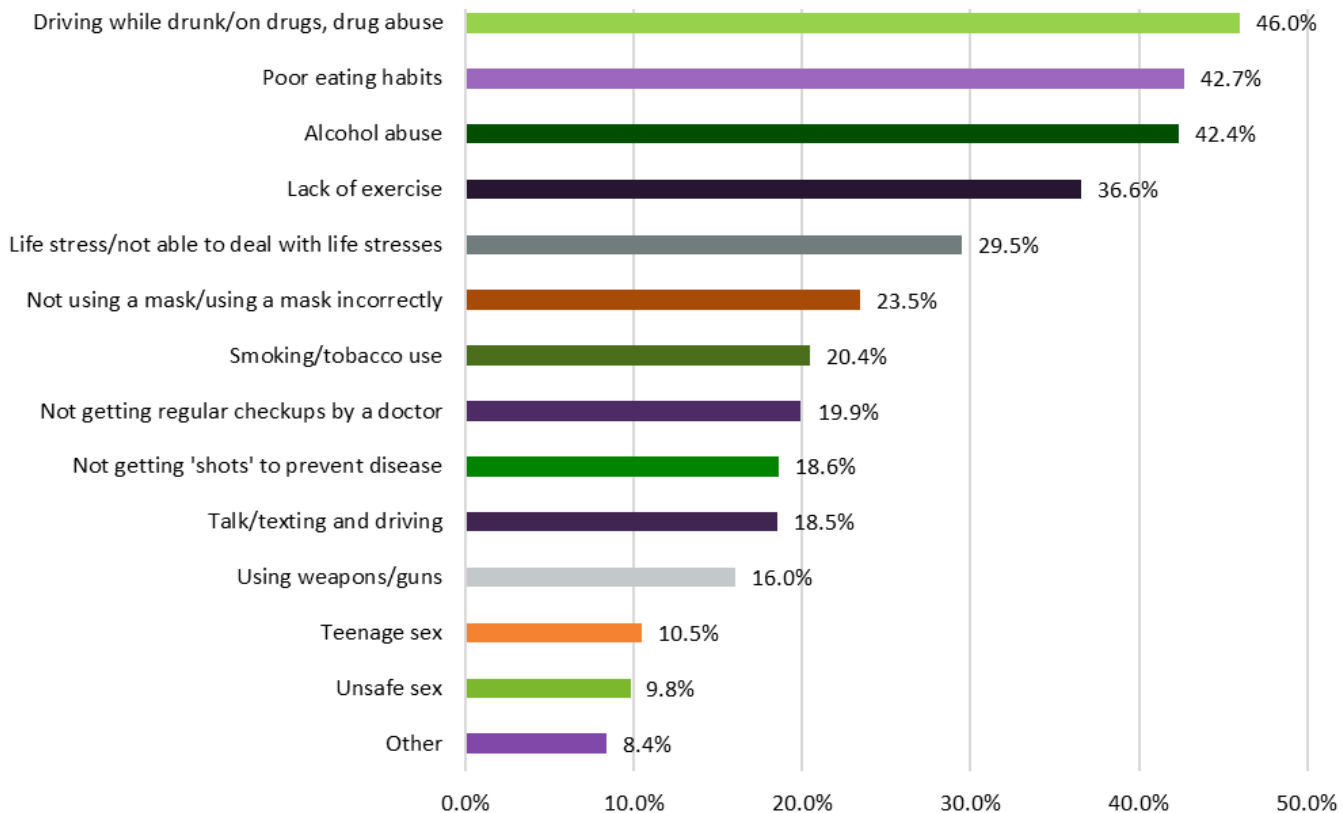


Source: California Community Burden of Disease Engine  
<https://skylab.cdph.ca.gov/communityBurden/#tab-7558-1>

### Addiction & Recovery Services

- **Chowchilla Counseling Center**
  - » 215 S 4th St Chowchilla, CA 93610
  - » (559) 665-2947
- **Madera County Behavioral Health Services**
  - » 209 E 7th Street, Madera, CA 93638
  - » (559) 673-3508
  - » 24 Hour Crisis Line: (888) 275-9779
- **Oakhurst Counseling Center**
  - » 49774 Road 426 Suite D Oakhurst, CA 93644
  - » (559) 683-4809
  - » Substance Use Disorder (SUD) Non-Emergency Treatment Referral Line 1-800-879-2772

### What are the Three Behaviors That Most Affect Health in Your Community? (2021)



Source: Madera County Department of Public Health Community-Wide Survey

‡Sum of percentages does not add up to 100 due to multiple response in the check all that apply format.

Some responses for "Other" include: domestic violence, drugs, criminal activity, gangs, mental health, violence, homelessness, etc.

# Health Status and Outcome



Health status of an individual refers to the level of health for that individual. A health outcome refers to the change in health status due to chronic disease, infectious disease, or other factors.

## Health Status and Outcome Priorities:

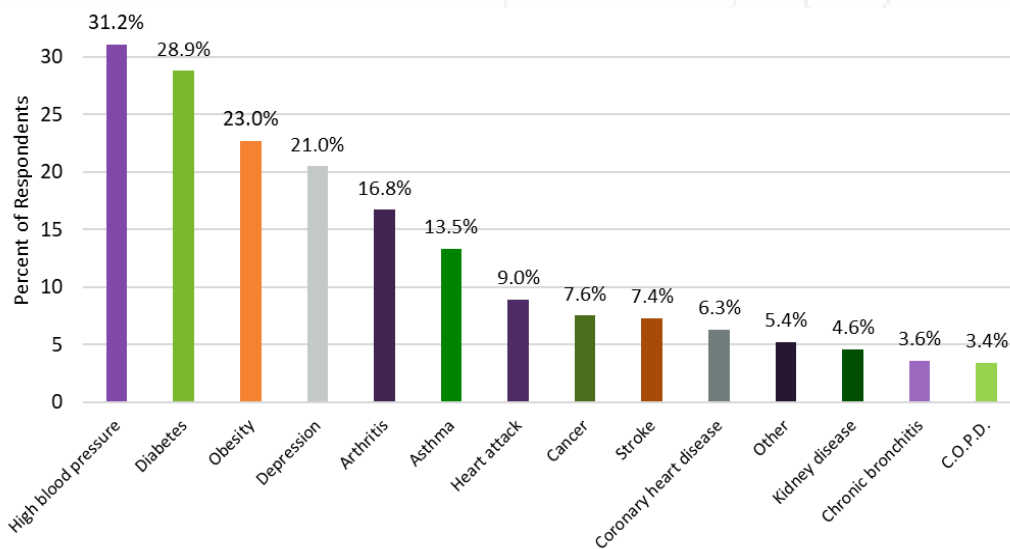
### Chronic Disease

Chronic diseases can take months to years to develop and are long-lasting in effect. Cancer, cardiovascular disease, stroke, diabetes, and asthma are all examples of chronic diseases. Most chronic diseases are caused by lifestyle choices which include poor food choices, lack of physical activity, and/or tobacco and alcohol usage which are greatly influenced by the social determinants of health including income, education, and neighborhood environment. Cardiovascular disease, high blood pressure, diabetes and obesity were the chronic diseases most identified as issues among community members.

### KEY FINDINGS

- The top 3 conditions Madera County survey takers said they were diagnosed with are high blood pressure, diabetes, and obesity.
- Cardiovascular disease has consistently been the top condition in Madera County.
- 39.1% of the total population in Madera County is considered obese.
- Death rate for diabetes in Madera County is 24.0 per 100,000 compared to California 22.3 per 100,000.
- While not specifically mentioned among community members, cancer and asthma are chronic diseases that secondary data show are greatly impacting Madera County residents.

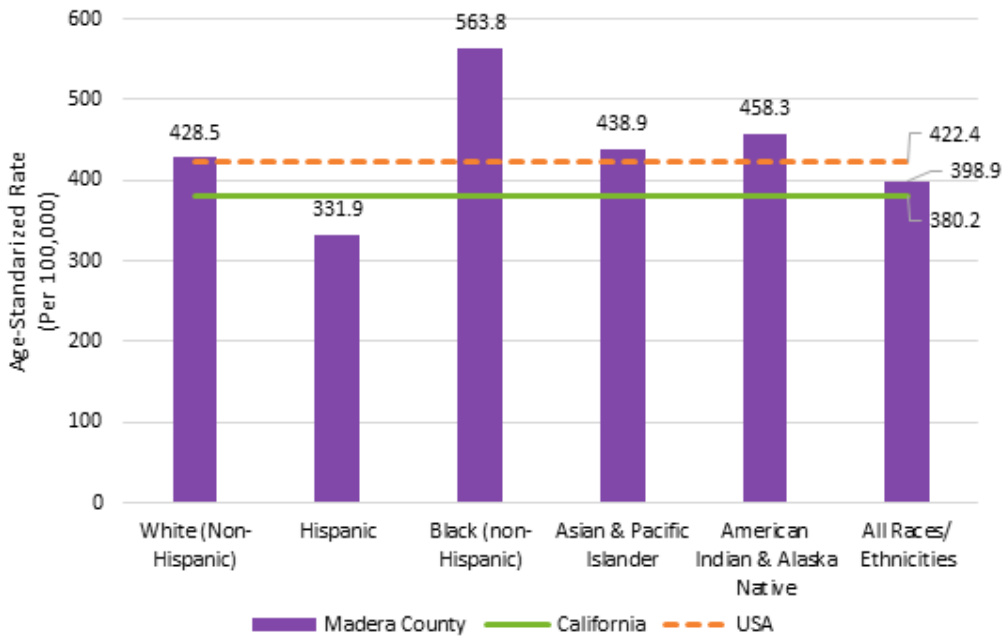
**Has a doctor, nurse, or other health professional ever told you that you had, or are at risk for, any of the following? (check all that apply) [2021]**



Source: Madera County Department of Public Health Community-Wide Survey

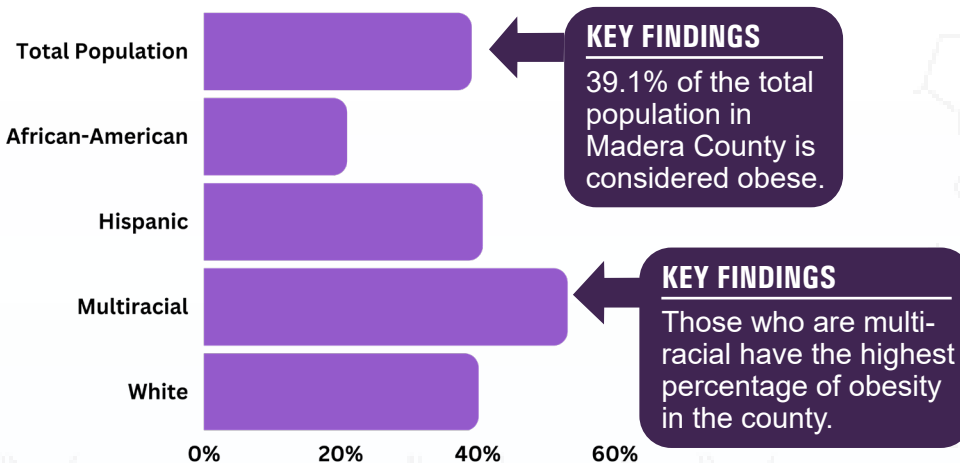
\*Sum of percentages does not add up to 100 due to multiple response in the check all that apply format.

## Total Cardiovascular Disease Death Rate for Ages 35+ by Race/Ethnicity (2018-2020)



Source: CDC Interactive Atlas of Heart Disease and Stroke. <https://nccd.cdc.gov/DHDSAtlas/?state=County>

## Madera County Adults Who Are Obese by Race/Ethnicity (2018)



Source: Let's Get Healthy California. <https://letsgethealthy.ca.gov/goals/living-well/reducing-adult-obesity/>

## Deaths due to Diabetes

	2019 Population	2018-2020 Deaths (Total)	2018-2020 Deaths (Average)	Crude Death Rate	Age-Adjusted Death Rate
California	39,761,195	31,005	10,225	26.0	22.3
Madera County	157,686	128	40.0	26.0	24.0

Source: California Department of Public Health- County Health Status Profiles 2022. <https://www.cdph.ca.gov/>

## KEY FINDINGS

Black (non-Hispanics), are disproportionately more affected by cardiovascular disease in Madera County more than any other race/ethnicity.

- The state death rate for Black (non-Hispanic) is 597.7. The national death rate for Black (non-Hispanic) is 571.8. The death rate for all heart disease is 272.3 for all race/ethnicities in California. The death rate for all health disease is 319.5 for all race/ethnicities in the U.S.

## Other Relevant Concerns

Secondary data for Madera County shows asthma, cancer, and sexually transmitted infections to be significant issues however they were not highlighted by community members as priority concerns through the community survey, focus groups or key informant interviews and were therefore not included in the list of top priorities.

### Asthma (2019-2020):

The lifetime prevalence of asthma is higher in Madera County compared to California (19% vs 15%).

### Cancer (2015-2019):

The age-adjusted death rate for cancer is higher in Madera County compared to California (147.4 vs 137.7 per 100,000).

### Sexually Transmitted Infections (2020, Ages 15-24):

Females in Madera County are disproportionately more affected by STI's compared to males in Madera County

- [2,293.2 vs 800.9 per 100,000 chlamydia] [308.5 vs 232.5 per 100,000 gonorrhea]

## Mental Health

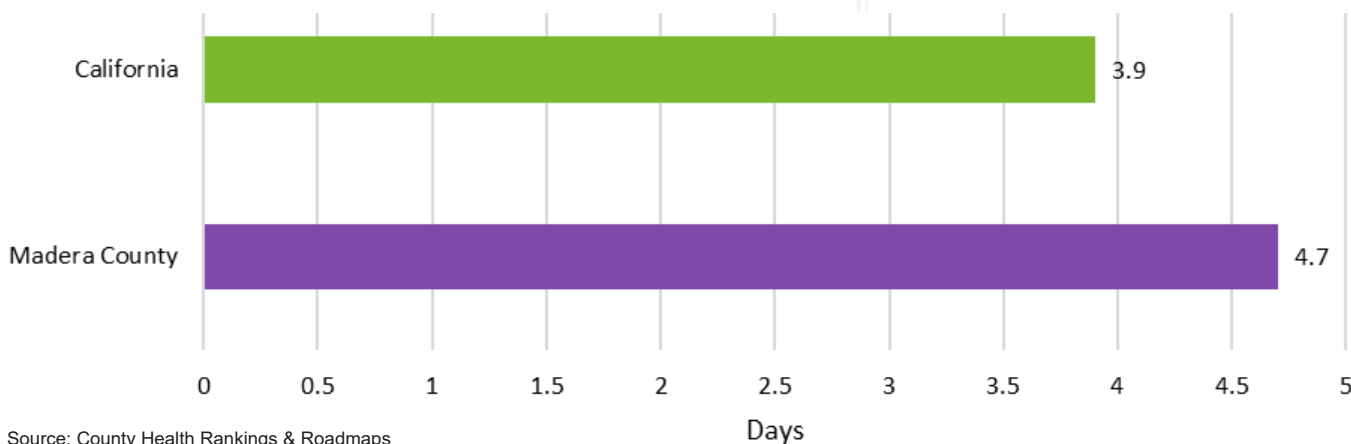
Mental health is important to an individual's well-being and their ability to live a full and productive life. Mental health affects an individual's well-being, including the way an individual thinks, feels, and acts, as well as their physical health. Mental health can change over time due to life events, biological factors and even use of drugs or alcohol. Individuals can experience more than one mental health disorder at a time. These disorders can be episodic or reoccurring.



### KEY FINDINGS

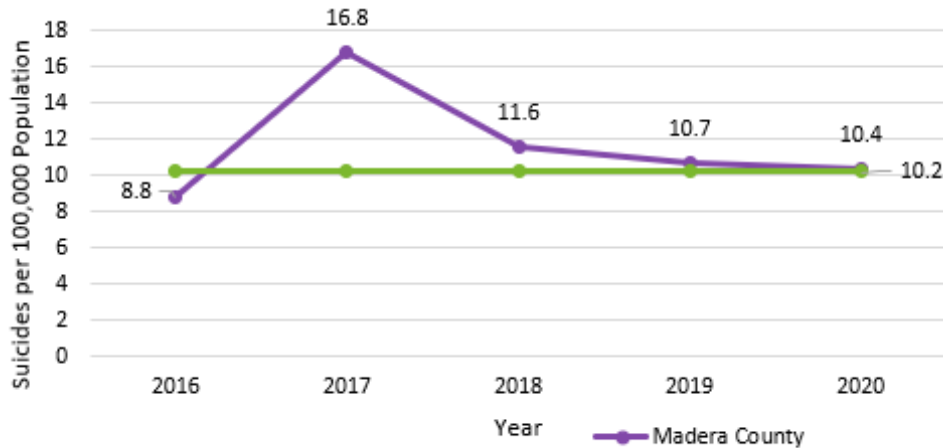
- Mental health and stress were a common challenge brought up in focus groups.
- Madera County reports an average number of 4.7 mentally unhealthy days compared with 3.9 in California in the past 30 days.

**Average Number of Mentally Unhealthy Days Reported in Past 30 Days (2019)**



Source: County Health Rankings & Roadmaps  
 Countyhealthrankings.org

**Madera County Suicide Rate per 100,000 (2016-2020)**



Source: Madera County Department of Public Health

## Next Steps

LWMC completes a community health assessment (CHA) every 3-5 years. The 2023 CHA is the foundational step in a process to improve the health of the community. The CHA data will be presented at various community meetings throughout the county to hear the thoughts and concerns of community members.

LWMC and community members will then use this assessment as well as community feedback gathered through the community meetings to prioritize issues in Madera County and develop a community health improvement plan (CHIP). The goals and objectives of the CHIP will prioritize primary prevention interventions (activities that prevent disease before it starts) through policy, systems, and environmental changes (long-lasting changes that benefit the health of all Madera community members).

The work of health improvement takes long-term commitment and is never fully complete. We aim to impact the health of Madera County with measurable improvements over time. For that reason, this process of assessment (CHA), planning (CHIP), and CHIP implementation will happen every three years moving forward.

To read the full Community Health Assessment, visit [MaderaCounty.com/CHA](https://MaderaCounty.com/CHA) or request a physical copy by calling 559-675-7863.

To leave feedback for the full CHA, visit [MaderaCounty.com/CHAfeedback](https://MaderaCounty.com/CHAfeedback).





## Live Well Madera County Executive Summary May 2023

[MaderaCounty.com/CHA](https://MaderaCounty.com/CHA)

Madera County Department of Public Health  
1604 Sunrise Ave. Madera, CA 93722  
(559) 675-7893



Madera County Department  
of Public Health



@Madhealthy\_



@MaderaDPH



Visit [MaderaCounty.com/CHA](https://MaderaCounty.com/CHA) to read the full CHA

