



COUNTY OF MADERA
OFFICE OF THE TREASURER/TAX COLLECTOR
TRACY KENNEDY

200 W. 4th Street, 2nd Floor, Madera, CA 93637
Telephone: (559) 675-7713
e-mail: treasurer@maderacounty.com

MEMORANDUM

Date: February 13, 2023
To: Madera County Commingled Investment Pool Participants
From: Tracy Kennedy, Treasurer-Tax Collector
Subject: Investment Portfolio Summary – January 2023

REQUIREMENT

In compliance with Government Code 53646 (b) the County Treasurer is, at a minimum, required to submit a quarterly investment report within 30 days following the end of each quarter. The Treasurer, however, elected to exceed the minimum requirement by increasing its frequency to a monthly report and disseminate to all pool participants.

Also required in the report is a disclosure of type of investment, name of issuer, date of maturity, par value and the sub total amounts invested for each category held by the County Treasurer including the market value provided by our custodial bank Wells Fargo. For your convenience, our investment reports can also be found on our website at:

www.maderacounty.com/government/treasurer-tax-collector.

While the County Treasurer takes all economic conditions under advisement, our primary goal is to ensure proper liquidity is available for all depositors while taking into consideration all pool expenditure requirements.

- c.c. Alview-Dairyland
Bass Lake School District
Chawanakee Unified School District
Chowchilla Cemetery District
Chowchilla Elementary School District
Chowchilla High School District
County Administrative Officer
County Auditor-Controller
County Board of Supervisors
County Superintendent of Schools
First 5 Madera County
Golden Valley School District
Madera Cemetery District
Madera County District Attorney
Madera County Transportation Commission
Madera Unified School District
Raymond-Knowles School District
Philip Toler, County Special Districts
Yosemite Unified School District



Client Management Team

Rick Phillips

President & Chief Investment Officer
702-575-6666
rick.phillips@fhnmainstreet.com

Tonya Dazzio

Chief Operating & Compliance Officer
702-575-6592
tonya.dazzio@fhnmainstreet.com

Greg Balls, CFA

Assistant Chief Investment Officer
702-575-6655
greg.balls@fhnmainstreet.com

Monthly Internal Investment Report

County of Madera Treasurer's Investment Pool

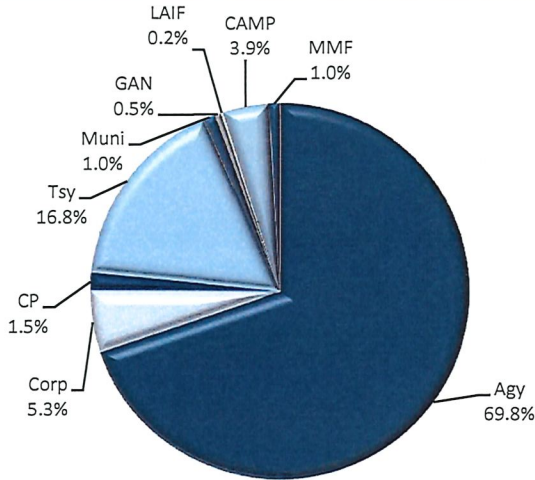
January 2023

Portfolio Summary

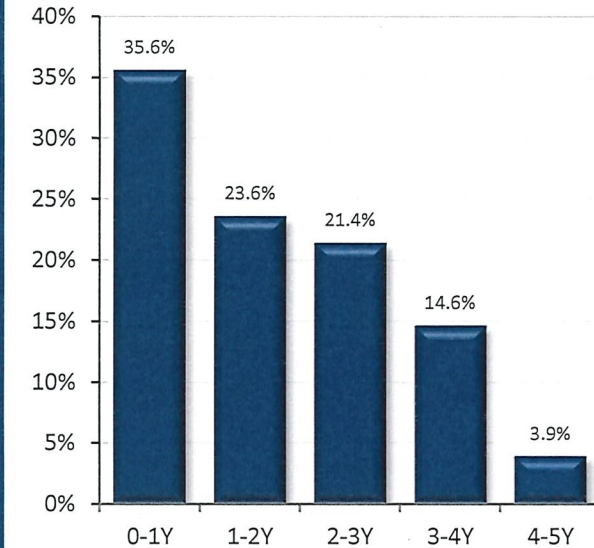
County of Madera

1/31/2023

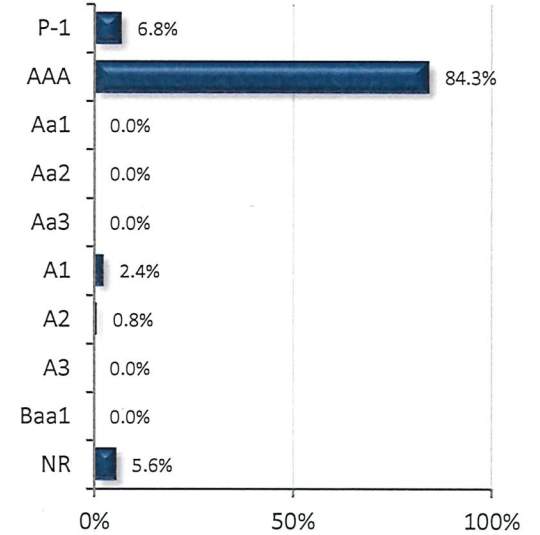
SECTOR ALLOCATION



MATURITY DISTRIBUTION



CREDIT QUALITY (MOODY'S)



Per Book Value

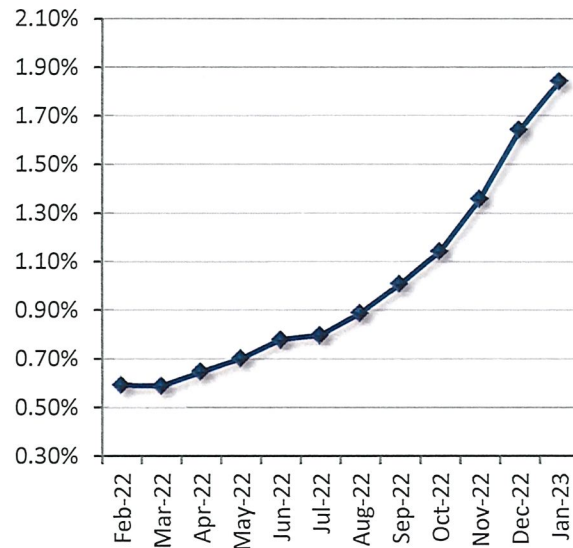
Per Book Value

NR: Not Rated

ACCOUNT SUMMARY

	1/31/23	12/31/22
Market Value	\$794,232,065	\$788,776,831
Book Value*	\$827,960,098	\$827,908,297
Unrealized G/L	-\$33,728,033	-\$39,131,465
Par Value	\$834,459,514	\$832,534,109
Net Asset Value	\$95.926	\$95.273
Book Yield	1.84%	1.64%
Years to Maturity	1.87	1.79
Effective Duration	1.80	1.71

PORTFOLIO BOOK YIELD HISTORY



TOP ISSUERS

Issuer	% Portfolio
Federal Home Loan Bank	30.1%
Federal Home Loan Mortgage Cor	17.1%
Federal Farm Credit	16.9%
US Treasury	16.8%
Federal National Mortg. Assoc.	5.7%
California Asset Mgmt. Program	3.9%
Toyota	1.4%
Credit Agricole CIB	1.2%
Apple	1.0%
AllSpring Govt MMF	1.0%
Amazon	1.0%
John Deere	0.8%
Pub Fin Auth (Bass Lake)	0.6%
Microsoft Corp	0.6%
Johnson & Johnson	0.6%

*Book Value is not Amortized

Per Book Value

Investment Policy Compliance

County of Madera

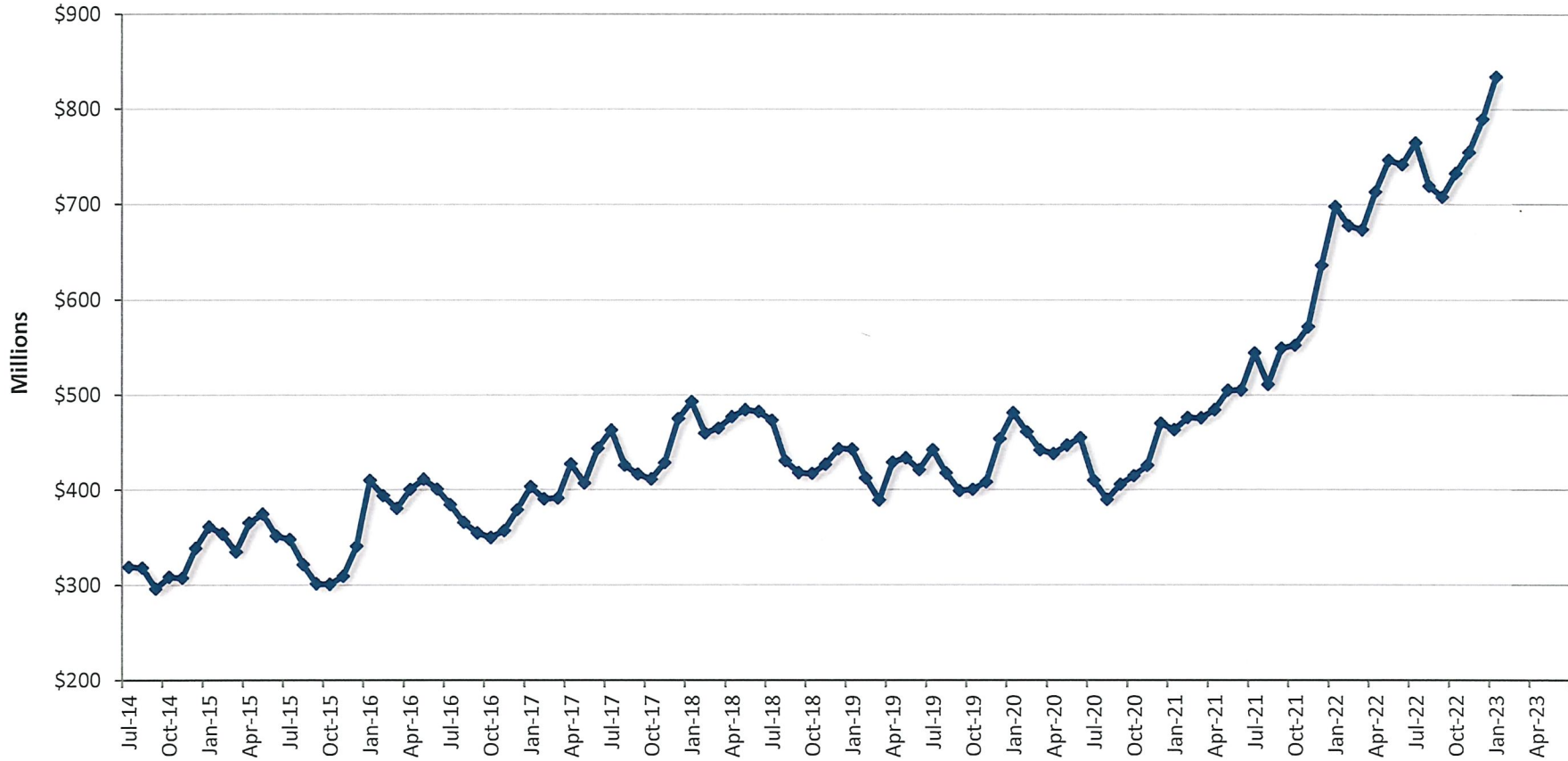
1/31/2023

Item / Sector	Parameters	In Compliance
Weighted Average Maturity	Maximum WAM of 2.0 years.	Yes 1.87 yrs
LAIF	Maximum amount permitted by LAIF (currently \$75 million limit).	Yes \$2 Mil
Joint Powers Authority	No sector limit; advisor requirement.	Yes 3.9%
Money Market Mutual Funds	20% limit; SEC registered with stable NAV; Rated AAAM or equivalent by at least two of rating agencies or advisor requirements.	Yes 1.0%
U.S. Treasury Obligations	No sector limit; no issuer limit.	Yes 16.8%
U.S. Agencies	No sector limit; no issuer limit.	Yes 69.8%
State of California Municipal Securities	No sector limit; no issuer limit. Approved maturity past 5 years.	Yes 1.0%
Commercial Paper	40% sector limit; 10% issuer limit; Max maturity of 270 days; Rated A-1, P-1, or F-1; Total assets over \$500mm.	Yes 1.5%
Negotiable CDs	30% limit; 5% issuer limit; Issued by a Federal or State Chartered bank.	Yes 0.0%
Medium-Term Corporate Notes	30% limit; 5% issuer limit; Max maturity 5 years; Rated in the A category, equivalent or better.	Yes 5.3%
Grant Anticipation Notes	100% limit; Max Maturity 5 years	Yes 0.5%
Supranationals	30% limit; Only IBRD, IFC, IADB; Max Maturity 5 years; Rated AA, equivalent or better.	Yes 0.0%

Historical Book Values

County of Madera

1/31/2023



	Jul	Aug	Sep	Oct	Nov	Dec	Jan	Feb	Mar	Apr	May	Jun
Fiscal Year 2017	\$384.42	\$365.33	\$354.63	\$349.71	\$356.86	\$378.87	\$403.42	\$390.50	\$391.36	\$427.31	\$407.14	\$443.66
Fiscal Year 2018	\$462.78	\$425.88	\$416.58	\$411.46	\$428.59	\$475.11	\$493.00	\$459.55	\$465.03	\$476.87	\$484.57	\$482.28
Fiscal Year 2019	\$473.35	\$430.47	\$418.04	\$417.09	\$426.82	\$443.18	\$442.73	\$412.39	\$389.08	\$429.19	\$433.61	\$421.02
Fiscal Year 2020	\$442.36	\$417.58	\$399.07	\$400.40	\$408.18	\$453.49	\$481.25	\$460.82	\$442.03	\$438.07	\$446.99	\$454.55
Fiscal Year 2021	\$409.84	\$389.88	\$405.74	\$414.63	\$425.78	\$470.18	\$463.33	\$475.97	\$475.87	\$484.34	\$504.83	\$504.97
Fiscal Year 2022	\$544.08	\$510.89	\$548.92	\$552.07	\$571.56	\$636.15	\$697.88	\$677.76	\$673.48	\$713.33	\$746.81	\$742.04
Fiscal Year 2023	\$765.21	\$719.60	\$707.80	\$732.90	\$754.92	\$789.63	\$833.80					

Figures in Millions, Average Daily Balance

**Portfolio Management by Fund
Portfolio Management
Portfolio Summary
January 31, 2023**

Investments	Par Value	Market Value	Book Value	% of Portfolio	Term	Days to Maturity	YTM 365 Equiv.
Medium Term Notes	44,500,000.00	40,853,760.00	43,701,332.42	5.28	1,481	1,059	1.700
Federal Agency Coupon Callable	271,285,714.29	252,910,881.43	270,318,554.24	32.65	1,436	789	0.925
Treasury Coupon Securities	141,000,000.00	133,934,290.00	138,795,883.70	16.76	1,145	807	1.892
Money Market Fund	7,924,130.78	7,924,130.78	7,924,130.78	0.96	1	1	4.160
CAMP: CA Asset Mgmt Program	32,401,299.15	32,401,299.15	32,401,299.15	3.91	1	1	4.530
Commercial Paper Disc. -Amortizing	13,000,000.00	12,665,760.00	12,584,225.87	1.52	246	192	4.966
Federal Agency Disc. -Amortizing	45,000,000.00	44,319,950.00	43,933,516.64	5.31	201	115	4.436
Local Agency Investment Funds	2,002,942.80	2,002,942.80	2,002,942.80	0.24	1	1	2.430
Federal Agency Bullet	265,000,000.00	254,902,510.00	263,952,785.28	31.88	979	568	1.764
Municipal Bond	8,529,427.00	8,500,541.00	8,529,427.00	1.03	5,507	3,840	3.460
Grant Anticipation Note	3,816,000.00	3,816,000.00	3,816,000.00	0.46	804	480	0.713
	834,459,514.02	794,232,065.16	827,960,097.88	100.00%	1,126	681	1.844

Total Earnings	January 31 Month Ending	Fiscal Year To Date
Current Year	1,013,976.24	4,771,818.72
Average Daily Balance	833,798,371.68	757,938,965.93
Effective Rate of Return	1.43%	1.07%

Active Account Balance as of 1/31/2023: \$23,876,726.95

PURSUANT TO GOVERNMENT CODE SECTION 53646:

1. (b)(2) THE COUNTY'S PORTFOLIO IS IN COMPLIANCE WITH THE 2023 INVESTMENT POLICY VALID 01/01/2023 THROUGH 12/31/2023.

2. (b)(3) THE MADERA COUNTY CO-MINGLED INVESTMENT POOL IS ABLE TO MEET THE POOL'S EXPENDITURE REQUIREMENTS FOR THE NEXT SIX MONTHS.

3. (b)(1) MARKET VALUE SOURCE: PRINCIPAL CUSTODY SOLUTIONS.

Tracy Kennedy *2-13-23*

Tracy Kennedy, Treasurer-Tax Collector

Reporting period 01/01/2023-01/31/2023
Data Updated: SET_1PM: 02/10/2023 09:45
Run Date: 02/10/2023 - 09:46

Portfolio MAD
RC
IE (PRF_PM1) 7.3.11
Report Ver. 7.3.11

Portfolio Management by Fund
Portfolio Management
Portfolio Details - Investments
January 31, 2023

CUSIP	Investment #	Issuer	Average Balance	Purchase Date	Par Value	Market Value	Book Value	Stated Rate	Days to Maturity	YTM 365	Moody's	Maturity Date
Medium Term Notes												
89236THF5	1728	Toyota		03/29/2021	5,000,000.00	4,885,900.00	5,004,968.42	0.500	194	0.400	A1	08/14/2023
037833DX5	1740	Apple		06/28/2021	3,000,000.00	2,727,450.00	2,978,696.78	0.550	931	0.791	Aaa	08/20/2025
037833DX5	1757	Apple		09/30/2021	5,000,000.00	4,545,750.00	4,948,352.86	0.550	931	0.901	Aaa	08/20/2025
478160CN2	1829	Johnson & Johnson		01/12/2023	5,000,000.00	4,571,350.00	4,558,056.94	0.550	943	4.208	Aaa	09/01/2025
023135BX3	1741	Amazon		06/28/2021	3,000,000.00	2,701,170.00	3,000,000.00	1.000	1,196	1.000	A1	05/12/2026
023135BX3	1789	Amazon		01/27/2022	5,000,000.00	4,501,950.00	4,902,135.92	1.000	1,196	1.580	A1	05/12/2026
89236TJK2	1756	Toyota		09/30/2021	7,000,000.00	6,279,140.00	6,982,167.81	1.125	1,233	1.200	A1	06/18/2026
594918BR4	1805	Microsoft Corp		04/25/2022	5,000,000.00	4,715,000.00	4,847,838.76	2.400	1,284	3.220	Aaa	08/08/2026
24422EWA3	1782	John Deere		01/11/2022	1,500,000.00	1,367,550.00	1,494,960.00	1.700	1,440	1.788	A2	01/11/2027
24422EWA3	1783	John Deere		01/11/2022	2,000,000.00	1,823,400.00	1,993,280.00	1.700	1,440	1.788	A2	01/11/2027
24422EWA3	1784	John Deere		01/12/2022	3,000,000.00	2,735,100.00	2,990,874.93	1.700	1,440	1.780	A2	01/11/2027
Subtotal and Average			42,083,115.24		44,500,000.00	40,853,760.00	43,701,332.42		1,059	1.700		
Federal Agency Coupon Callable												
3134GW7E0	1681	Federal Home Loan Mortgage Cor		11/18/2020	5,000,000.00	4,990,050.00	5,000,000.00	0.200	15	0.200	Aaa	02/16/2023
3134GXFB5	1691	Federal Home Loan Mortgage Cor		12/14/2020	5,000,000.00	4,972,800.00	5,000,000.00	0.220	41	0.220	Aaa	03/14/2023
3134GW7D2	1676	Federal Home Loan Mortgage Cor		11/16/2020	3,000,000.00	2,959,950.00	3,000,000.00	0.220	104	0.220	Aaa	05/16/2023
3134GXED2	1686	Federal Home Loan Mortgage Cor		12/08/2020	7,000,000.00	6,885,970.00	7,000,000.00	0.250	127	0.250	Aaa	06/08/2023
3134GXBE3	1677	Federal Home Loan Mortgage Cor		11/16/2020	4,000,000.00	3,898,960.00	4,000,000.00	0.250	196	0.250	Aaa	08/16/2023
3135G05T6	1698	Federal National Mortg. Assoc.		01/20/2021	5,000,000.00	4,875,150.00	5,005,198.28	0.350	198	0.246	Aaa	08/18/2023
3133EMHL9	1687	Federal Farm Credit		11/30/2020	3,000,000.00	2,888,190.00	3,000,000.00	0.310	302	0.310	Aaa	11/30/2023
3134GXEW0	1685	Federal Home Loan Mortgage Cor		12/14/2020	4,000,000.00	3,844,280.00	4,000,000.00	0.300	316	0.300	Aaa	12/14/2023
3133EMTD4	1711	Federal Farm Credit		03/15/2021	5,000,000.00	4,761,450.00	5,000,000.00	0.370	408	0.370	Aaa	03/15/2024
3135GA4S7	1679	Federal National Mortg. Assoc.		11/17/2020	5,000,000.00	4,728,600.00	5,000,000.00	0.375	471	0.375	Aaa	05/17/2024
3134GWJ64	1664	Federal Home Loan Mortgage Cor		09/10/2020	5,000,000.00	4,718,550.00	5,000,000.00	0.400	495	0.400	Aaa	06/10/2024
3134GWJ64	1665	Federal Home Loan Mortgage Cor		09/10/2020	5,000,000.00	4,718,550.00	5,000,000.00	0.400	495	0.400	Aaa	06/10/2024
3135GA5Y3	1692	Federal National Mortg. Assoc.		12/14/2020	10,000,000.00	9,430,100.00	10,000,000.00	0.375	499	0.375	Aaa	06/14/2024
3134GWTU0	1669	Federal Home Loan Mortgage Cor		09/28/2020	5,000,000.00	4,708,700.00	5,000,000.00	0.375	513	0.375	Aaa	06/28/2024
3134GW4X1	1672	Federal Home Loan Mortgage Cor		10/29/2020	3,000,000.00	2,816,340.00	3,000,000.00	0.375	544	0.375	Aaa	07/29/2024
3134GXGP3	1690	Federal Home Loan Mortgage Cor		12/16/2020	5,000,000.00	4,674,600.00	5,000,000.00	0.400	593	0.400	Aaa	09/16/2024
3130ALTH7	1723	Federal Home Loan Bank		03/30/2021	5,000,000.00	4,677,550.00	5,000,000.00	0.510	607	0.510	Aaa	09/30/2024
3130ALWY6	1734	Federal Home Loan Bank		04/22/2021	2,285,714.29	2,138,491.43	2,285,714.29	0.625	629	0.625	Aaa	10/22/2024
3130ALVR2	1735	Federal Home Loan Bank		04/23/2021	5,000,000.00	4,669,000.00	4,998,428.57	0.520	630	0.536	Aaa	10/23/2024
3134GYDB5	1834	Federal Home Loan Mortgage Cor		01/30/2023	10,000,000.00	10,042,300.00	10,000,000.00	5.000	637	5.004	Aaa	10/30/2024
3130ALU69	1724	Federal Home Loan Bank		04/13/2021	10,000,000.00	9,313,900.00	10,000,000.00	0.580	681	0.580	Aaa	12/13/2024

Data Updated: SET_1PM: 02/10/2023 09:45

Run Date: 02/10/2023 - 09:46

Portfolio MAD
RC
PM (PRF_PM2) 7.3.11

Portfolio Management by Fund
Portfolio Management
Portfolio Details - Investments
January 31, 2023

CUSIP	Investment #	Issuer	Average Balance	Purchase Date	Par Value	Market Value	Book Value	Stated Rate	Days to Maturity	YTM 365	Moody's	Maturity Date
Federal Agency Coupon Callable												
3133EMLP5	1693	Federal Farm Credit		12/29/2020	10,000,000.00	9,259,800.00	10,000,000.00	0.320	691	0.320	Aaa	12/23/2024
3134GXKF0	1694	Federal Home Loan Mortgage Cor		01/15/2021	10,000,000.00	9,240,700.00	10,000,000.00	0.350	714	0.350	Aaa	01/15/2025
3130AN7L8	1746	Federal Home Loan Bank		07/28/2021	5,000,000.00	4,667,850.00	5,000,000.00	0.520	727	0.520	Aaa	01/28/2025
3133EMSC7	1706	Federal Farm Credit		03/03/2021	5,000,000.00	4,617,450.00	5,000,000.00	0.480	761	0.480	Aaa	03/03/2025
3133EMVS8	1725	Federal Farm Credit		04/14/2021	5,000,000.00	4,623,950.00	5,000,000.00	0.690	803	0.690	Aaa	04/14/2025
3130APQE8	1768	Federal Home Loan Bank		11/22/2021	4,000,000.00	3,747,320.00	4,032,028.57	1.500	841	1.172	Aaa	05/22/2025
3134GWP91	1667	Federal Home Loan Mortgage Cor		09/16/2020	5,000,000.00	4,579,000.00	5,000,000.00	0.500	866	0.500	Aaa	06/16/2025
3134GXFY5	1689	Federal Home Loan Mortgage Cor		12/17/2020	3,000,000.00	2,747,160.00	3,000,000.00	0.500	867	0.500	Aaa	06/17/2025
3133EMFC1	1674	Federal Farm Credit		10/29/2020	3,000,000.00	2,740,050.00	3,000,000.00	0.530	909	0.530	Aaa	07/29/2025
3133EMFC1	1675	Federal Farm Credit		11/05/2020	3,000,000.00	2,740,050.00	3,000,000.00	0.530	909	0.530	Aaa	07/29/2025
3130APP41	1769	Federal Home Loan Bank		11/22/2021	6,000,000.00	5,556,240.00	6,000,000.00	1.125	933	1.125	Aaa	08/22/2025
3136G4M83	1660	Federal National Mortg. Assoc.		08/28/2020	5,000,000.00	4,565,650.00	5,000,000.00	0.600	939	0.600	Aaa	08/28/2025
3134GWY26	1670	Federal Home Loan Mortgage Cor		10/08/2020	5,000,000.00	4,547,100.00	5,000,000.00	0.570	980	0.570	Aaa	10/08/2025
3133ENUZ1	1804	Federal Farm Credit		04/20/2022	3,000,000.00	2,903,580.00	2,996,142.86	3.090	992	3.136	Aaa	10/20/2025
3134GW3X2	1671	Federal Home Loan Mortgage Cor		10/27/2020	3,000,000.00	2,728,440.00	3,000,000.00	0.625	999	0.625	Aaa	10/27/2025
3136G45C3	1673	Federal National Mortg. Assoc.		10/27/2020	4,000,000.00	3,629,320.00	4,000,000.00	0.540	999	0.540	Aaa	10/27/2025
3133ENDV9	1772	Federal Farm Credit		11/17/2021	5,000,000.00	4,580,650.00	5,000,000.00	1.030	1,020	1.030	Aaa	11/17/2025
3134GXCH5	1682	Federal Home Loan Mortgage Cor		11/25/2020	5,000,000.00	4,522,500.00	5,000,000.00	0.600	1,028	0.600	Aaa	11/25/2025
3135GAC66	1695	Federal National Mortg. Assoc.		01/21/2021	3,000,000.00	2,695,380.00	3,000,000.00	0.500	1,085	0.500	Aaa	01/21/2026
3130AKN51	1696	Federal Home Loan Bank		01/28/2021	10,000,000.00	8,985,300.00	10,000,000.00	0.520	1,092	0.520	Aaa	01/28/2026
3130AKTM8	1699	Federal Home Loan Bank		01/28/2021	4,000,000.00	3,589,680.00	4,000,000.00	0.480	1,092	0.480	Aaa	01/28/2026
3130ALH56	1712	Federal Home Loan Bank		03/18/2021	5,000,000.00	4,505,950.00	5,000,000.00	0.750	1,141	0.750	Aaa	03/18/2026
3133EMUK6	1718	Federal Farm Credit		03/25/2021	2,000,000.00	1,818,600.00	2,000,000.00	1.050	1,148	1.050	Aaa	03/25/2026
3130ALUC6	1733	Federal Home Loan Bank		04/15/2021	2,000,000.00	1,813,560.00	2,000,000.00	1.020	1,169	1.020	Aaa	04/15/2026
3130AMYP1	1743	Federal Home Loan Bank		07/15/2021	4,000,000.00	3,616,960.00	4,000,000.00	1.125	1,260	1.125	Aaa	07/15/2026
3130AP3E3	1752	Federal Home Loan Bank		09/30/2021	5,000,000.00	4,448,200.00	5,000,000.00	0.820	1,337	0.820	Aaa	09/30/2026
3130APBV6	1762	Federal Home Loan Bank		10/07/2021	6,000,000.00	5,376,000.00	6,000,000.00	1.000	1,344	1.000	Aaa	10/07/2026
3130APGT6	1764	Federal Home Loan Bank		10/28/2021	6,000,000.00	5,398,860.00	6,000,000.00	1.150	1,365	1.150	Aaa	10/28/2026
3130APJH9	1825	Federal Home Loan Bank		12/21/2022	10,000,000.00	9,097,600.00	9,001,041.67	0.750	1,365	4.346	Aaa	10/28/2026
3133ENDC1	1771	Federal Farm Credit		11/03/2021	6,000,000.00	5,446,560.00	6,000,000.00	1.330	1,371	1.330	Aaa	11/03/2026
3130APPC3	1770	Federal Home Loan Bank		11/18/2021	5,000,000.00	4,538,500.00	5,000,000.00	1.350	1,386	1.350	Aaa	11/18/2026
3130ARMS7	1802	Federal Home Loan Bank		04/29/2022	3,000,000.00	2,869,440.00	3,000,000.00	3.000	1,548	3.000	Aaa	04/29/2027
Subtotal and Average			260,963,715.53		271,285,714.29	252,910,881.43	270,318,554.24		789	0.925		

Portfolio Management by Fund
Portfolio Management
Portfolio Details - Investments
January 31, 2023

CUSIP	Investment #	Issuer	Average Balance	Purchase Date	Par Value	Market Value	Book Value	Stated Rate	Days to Maturity	YTM 365	Moody's	Maturity Date
Treasury Coupon Securities												
91282CCD1	1760	US Treasury		10/05/2021	6,000,000.00	5,910,960.00	5,997,524.10	0.125	119	0.208	Aaa	05/31/2023
91282ZY9	1731	US Treasury		04/06/2021	10,000,000.00	9,792,600.00	9,995,792.82	0.125	164	0.210	Aaa	07/15/2023
91282CAP6	1720	US Treasury		03/24/2021	6,000,000.00	5,808,060.00	5,994,235.88	0.125	256	0.221	Aaa	10/15/2023
91282CDV0	1795	US Treasury		02/03/2022	5,000,000.00	4,811,700.00	4,986,663.94	0.875	364	1.146	Aaa	01/31/2024
91282CDV0	1822	US Treasury		12/07/2022	10,000,000.00	9,623,400.00	9,629,296.88	0.875	364	4.731	Aaa	01/31/2024
91282CBV2	1779	US Treasury		01/06/2022	5,000,000.00	4,752,150.00	4,963,377.26	0.375	439	0.869	Aaa	04/15/2024
91282CCC3	1738	US Treasury		06/23/2021	3,000,000.00	2,837,220.00	2,992,843.92	0.250	469	0.410	Aaa	05/15/2024
91282CCL3	1753	US Treasury		09/23/2021	5,000,000.00	4,711,900.00	4,997,084.40	0.375	530	0.414	Aaa	07/15/2024
912858D56	1818	US Treasury		11/18/2022	10,000,000.00	9,689,800.00	9,705,061.14	2.375	561	4.523	Aaa	08/15/2024
912828YE4	1796	US Treasury		02/03/2022	5,000,000.00	4,758,000.00	4,997,721.70	1.250	577	1.273	Aaa	08/31/2024
91282CCX7	1754	US Treasury		09/24/2021	5,000,000.00	4,689,050.00	4,986,602.68	0.375	592	0.510	Aaa	09/15/2024
912828ZC7	1797	US Treasury		02/03/2022	5,000,000.00	4,701,550.00	4,970,286.01	1.125	758	1.369	Aaa	02/28/2025
912828ZL7	1785	US Treasury		01/11/2022	5,000,000.00	4,605,450.00	4,892,681.54	0.375	819	1.255	Aaa	04/30/2025
912828ZL7	1788	US Treasury		01/13/2022	5,000,000.00	4,605,450.00	4,892,058.92	0.375	819	1.260	Aaa	04/30/2025
912828ZT0	1739	US Treasury		06/23/2021	3,000,000.00	2,748,990.00	2,970,089.81	0.250	850	0.655	Aaa	05/31/2025
912828ZW3	1750	US Treasury		08/30/2021	4,000,000.00	3,661,560.00	3,965,189.29	0.250	880	0.603	Aaa	06/30/2025
91282CAB7	1749	US Treasury		08/30/2021	4,000,000.00	3,648,760.00	3,963,653.04	0.250	911	0.619	Aaa	07/31/2025
91282CAJ0	1748	US Treasury		08/30/2021	4,000,000.00	3,638,440.00	3,954,669.11	0.250	942	0.633	Aaa	08/31/2025
91282CAZ4	1763	US Treasury		10/06/2021	6,000,000.00	5,437,500.00	5,922,903.62	0.375	1,033	0.811	Aaa	11/30/2025
91282CCZ2	1758	US Treasury		09/30/2021	5,000,000.00	4,509,950.00	4,975,309.12	0.875	1,337	1.002	Aaa	09/30/2026
91282CET4	1826	US Treasury		12/21/2022	10,000,000.00	9,582,000.00	9,552,253.63	2.625	1,580	3.766	Aaa	05/31/2027
91282CFB2	1827	US Treasury		12/21/2022	10,000,000.00	9,626,200.00	9,585,353.54	2.750	1,641	3.762	Aaa	07/31/2027
91282CFH9	1833	US Treasury		01/18/2023	10,000,000.00	9,783,600.00	9,905,231.35	3.125	1,672	3.636	Aaa	08/31/2027
Subtotal and Average			138,254,793.67		141,000,000.00	133,934,290.00	138,795,883.70		807	1.892		
Money Market Fund												
SYS1819	1819	AllSpring Govt MMF		11/22/2022	7,924,130.78	7,924,130.78	7,924,130.78	4.160	1	4.160	Aaa	
Subtotal and Average			8,766,205.84		7,924,130.78	7,924,130.78	7,924,130.78		1	4.160		
CAMP: CA Asset Mgmt Program												
SYS1486	1486	California Asset Mgmt. Program			32,401,299.15	32,401,299.15	32,401,299.15	4.530	1	4.530		
Subtotal and Average			62,007,126.25		32,401,299.15	32,401,299.15	32,401,299.15		1	4.530		

Portfolio Management by Fund
Portfolio Management
Portfolio Details - Investments
January 31, 2023

CUSIP	Investment #	Issuer	Average Balance	Purchase Date	Par Value	Market Value	Book Value	Stated Rate	Days to Maturity	YTM 365	Moody's	Maturity Date
Commercial Paper Disc. -Amortizing												
63873KSF5	1814	Natixis NY Branch		08/19/2022	3,000,000.00	2,959,560.00	2,916,834.17	3.710	103	3.916	P-1	05/15/2023
22533UW82	1830	Credit Agricole CIB		01/12/2023	10,000,000.00	9,706,200.00	9,667,391.70	5.010	219	5.283	P-1	09/08/2023
Subtotal and Average			9,153,861.07		13,000,000.00	12,665,760.00	12,584,225.87		192	4.966		
Federal Agency Disc. -Amortizing												
313384BK4	1817	Federal Home Loan Bank		11/09/2022	10,000,000.00	9,997,500.00	9,903,250.00	4.050	2	4.204	P-1	02/03/2023
313384CK3	1823	Federal Home Loan Bank		12/07/2022	10,000,000.00	9,967,600.00	9,902,397.22	4.285	26	4.448	P-1	02/27/2023
313384HJ1	1820	Federal Home Loan Bank		11/30/2022	10,000,000.00	9,810,500.00	9,734,222.20	4.600	145	4.844	P-1	06/26/2023
313384KD0	1812	Federal Home Loan Bank		08/10/2022	5,000,000.00	4,877,550.00	4,837,658.33	3.220	188	3.393	P-1	08/08/2023
313384NC9	1816A	Federal Home Loan Bank		10/27/2022	10,000,000.00	9,666,800.00	9,555,988.89	4.490	259	4.775	P-1	10/18/2023
Subtotal and Average			43,933,516.64		45,000,000.00	44,319,950.00	43,933,516.64		115	4.436		
Local Agency Investment Funds												
SYS119	119	Local Agency Investment Fund			289,546.77	289,546.77	289,546.77	2.430	1	2.430		
SYS119	120	Local Agency Investment Fund			1,713,396.03	1,713,396.03	1,713,396.03	2.430	1	2.430		
Subtotal and Average			2,002,942.80		2,002,942.80	2,002,942.80	2,002,942.80		1	2.430		
Federal Agency Bullet												
3130ALRG1	1729	Federal Home Loan Bank		03/30/2021	8,000,000.00	7,954,240.00	7,999,321.75	0.125	44	0.142	Aaa	03/17/2023
3133ENEW6	1775	Federal Farm Credit		12/10/2021	5,000,000.00	4,934,050.00	4,996,162.52	0.375	111	0.529	Aaa	05/23/2023
3134GXBP8	1678	Federal Home Loan Mortgage Cor		11/24/2020	4,000,000.00	3,945,000.00	4,000,000.00	0.220	112	0.220	Aaa	05/24/2023
3133ENDK3	1778	Federal Farm Credit		12/23/2021	5,000,000.00	4,922,550.00	4,995,097.14	0.350	127	0.547	Aaa	06/08/2023
3133EM3S9	1766	Federal Farm Credit		10/13/2021	6,000,000.00	5,891,520.00	5,997,004.89	0.200	145	0.300	Aaa	06/26/2023
3137EAES4	1759	Federal Home Loan Mortgage Cor		10/04/2021	5,000,000.00	4,909,200.00	5,001,157.56	0.250	145	0.204	Aaa	06/26/2023
3137EAES4	1761	Federal Home Loan Mortgage Cor		10/05/2021	6,000,000.00	5,891,040.00	6,000,686.96	0.250	145	0.227	Aaa	06/26/2023
3135G05G4	1708	Federal National Mortg. Assoc.		03/04/2021	5,000,000.00	4,902,450.00	5,001,495.74	0.250	159	0.190	Aaa	07/10/2023
3133ENEY2	1773	Federal Farm Credit		11/24/2021	5,000,000.00	4,890,100.00	5,000,000.00	0.450	173	0.450	Aaa	07/24/2023
3133ENEY2	1780	Federal Farm Credit		01/06/2022	3,000,000.00	2,934,060.00	2,997,387.10	0.450	173	0.625	Aaa	07/24/2023
3130ANYM6	1767	Federal Home Loan Bank		10/29/2021	6,000,000.00	5,839,680.00	5,981,189.32	0.125	208	0.440	Aaa	08/28/2023
313383YJ4	1813	Federal Home Loan Bank		08/18/2022	3,000,000.00	2,973,180.00	2,999,082.00	3.375	219	3.405	Aaa	09/08/2023
3137EAEW5	1710	Federal Home Loan Mortgage Cor		03/05/2021	5,000,000.00	4,863,550.00	5,001,993.36	0.250	219	0.210	Aaa	09/08/2023
3130ATDJ3	1815	Federal Home Loan Bank		09/16/2022	5,000,000.00	4,964,850.00	4,991,338.19	3.875	226	4.065	Aaa	09/15/2023
3133EMUF7	1716	Federal Farm Credit		03/22/2021	2,000,000.00	1,941,020.00	1,999,576.00	0.220	233	0.241	Aaa	09/22/2023
3133EMUF7	1726	Federal Farm Credit		03/26/2021	5,000,000.00	4,852,550.00	5,000,000.00	0.220	233	0.220	Aaa	09/22/2023
3137EAey1	1730	Federal Home Loan Mortgage Cor		03/30/2021	8,000,000.00	7,739,600.00	7,992,422.71	0.125	257	0.220	Aaa	10/16/2023

Data Updated: SET_1PM: 02/10/2023 09:45

Run Date: 02/10/2023 - 09:46

Portfolio MAD
RC
PM (PRF_PM2) 7.3.11

Portfolio Management by Fund
Portfolio Management
Portfolio Details - Investments
January 31, 2023

CUSIP	Investment #	Issuer	Average Balance	Purchase Date	Par Value	Market Value	Book Value	Stated Rate	Days to Maturity	YTM 365	Moody's	Maturity Date
Federal Agency Bullet												
3130ATZG5	1821	Federal Home Loan Bank		11/30/2022	20,000,000.00	20,020,600.00	19,992,000.00	4.875	302	4.916	Aaa	11/30/2023
3130AQF57	1781	Federal Home Loan Bank		01/07/2022	5,000,000.00	4,816,400.00	4,987,780.43	0.625	324	0.872	Aaa	12/22/2023
3133ENLF5	1787	Federal Farm Credit		01/18/2022	5,000,000.00	4,815,700.00	4,999,125.00	0.900	351	0.918	Aaa	01/18/2024
3133EMQL9	1701	Federal Farm Credit		02/12/2021	8,000,000.00	7,622,320.00	8,000,000.00	0.200	376	0.200	Aaa	02/12/2024
3130ATUQ8	1824	Federal Home Loan Bank		12/14/2022	20,000,000.00	19,984,800.00	20,128,355.56	4.750	401	4.655	Aaa	03/08/2024
3133EMV25	1747	Federal Farm Credit		08/25/2021	5,000,000.00	4,701,400.00	5,001,115.55	0.450	538	0.435	Aaa	07/23/2024
3134GWB39	1662	Federal Home Loan Mortgage Cor		09/03/2020	5,000,000.00	4,691,050.00	5,000,000.00	0.420	580	0.420	Aaa	09/03/2024
3133EM5X6	1755	Federal Farm Credit		09/24/2021	2,000,000.00	1,877,800.00	1,996,783.69	0.430	600	0.511	Aaa	09/23/2024
3135G0W66	1765	Federal National Mortg. Assoc.		10/13/2021	6,000,000.00	5,738,940.00	6,119,179.30	1.625	622	0.623	Aaa	10/15/2024
3133EN6N5	1832	Federal Farm Credit		01/20/2023	10,000,000.00	9,976,800.00	9,980,100.00	4.250	658	4.367	Aaa	11/20/2024
3130ALYN8	1736	Federal Home Loan Bank		04/28/2021	5,000,000.00	4,651,650.00	5,000,000.00	0.625	727	0.625	Aaa	01/28/2025
3133ENPY0	1798	Federal Farm Credit		02/25/2022	5,000,000.00	4,756,700.00	4,992,500.00	1.750	755	1.812	Aaa	02/25/2025
3133EMSJ2	1705	Federal Farm Credit		03/03/2021	5,000,000.00	4,628,750.00	4,986,468.75	0.430	761	0.540	Aaa	03/03/2025
3130AK2L9	1663	Federal Home Loan Bank		09/04/2020	5,000,000.00	4,623,950.00	5,000,000.00	0.550	762	0.550	Aaa	03/04/2025
3133ENVC1	1806	Federal Farm Credit		04/25/2022	3,000,000.00	2,903,040.00	2,989,275.00	2.750	814	2.900	Aaa	04/25/2025
3130AN4A5	1744	Federal Home Loan Bank		07/06/2021	3,000,000.00	2,765,640.00	3,000,000.00	0.700	880	0.700	Aaa	06/30/2025
3137EAEU9	1700	Federal Home Loan Mortgage Cor		01/26/2021	2,000,000.00	1,826,520.00	1,999,306.75	0.375	901	0.389	Aaa	07/21/2025
3135G05X7	1714	Federal National Mortg. Assoc.		03/17/2021	4,000,000.00	3,645,120.00	3,961,639.05	0.375	936	0.700	Aaa	08/25/2025
3137EAEEX3	1737	Federal Home Loan Mortgage Cor		04/26/2021	5,000,000.00	4,549,500.00	4,956,466.54	0.375	965	0.670	Aaa	09/23/2025
3137EAEEX3	1831	Federal Home Loan Mortgage Cor		01/12/2023	11,000,000.00	10,008,900.00	9,994,626.58	0.375	965	4.030	Aaa	09/23/2025
3130AKPL4	1697	Federal Home Loan Bank		01/28/2021	5,000,000.00	4,529,050.00	5,000,000.00	0.550	1,092	0.544	Aaa	01/28/2026
3133EMUZ3	1722	Federal Farm Credit		03/30/2021	2,000,000.00	1,815,560.00	1,998,740.00	0.810	1,153	0.923	Aaa	03/30/2026
3133ENUJ0	1799	Federal Farm Credit		04/08/2022	3,000,000.00	2,876,310.00	3,000,000.00	2.640	1,162	2.640	Aaa	04/08/2026
3133ENGC8	1774	Federal Farm Credit		12/01/2021	5,000,000.00	4,595,750.00	5,000,000.00	1.320	1,216	1.320	Aaa	06/01/2026
3130AMFS6	1745	Federal Home Loan Bank		07/12/2021	4,000,000.00	3,610,080.00	3,998,604.75	0.750	1,227	0.760	Aaa	06/12/2026
3130AN4T4	1776	Federal Home Loan Bank		12/13/2021	5,000,000.00	4,526,300.00	4,940,579.99	0.875	1,227	1.225	Aaa	06/12/2026
3133EM4X7	1751	Federal Farm Credit		09/23/2021	3,000,000.00	2,688,000.00	3,000,000.00	0.800	1,317	0.800	Aaa	09/10/2026
3130AQF65	1777	Federal Home Loan Bank		12/22/2021	5,000,000.00	4,547,300.00	4,994,781.10	1.250	1,419	1.277	Aaa	12/21/2026
3133EN4X5	1828	Federal Home Loan Bank		12/23/2022	10,000,000.00	10,014,100.00	9,986,050.00	3.875	1,421	3.913	Aaa	12/23/2026
3133ENKV1	1786	Federal Farm Credit		01/13/2022	3,000,000.00	2,745,840.00	2,995,392.00	1.500	1,442	1.540	Aaa	01/13/2027
Subtotal and Average			254,287,667.65		265,000,000.00	254,902,510.00	263,952,785.28		568	1.764		

Municipal Bond

798153PV8	1801	San Jose Fing Auth Lease Rev		04/21/2022	1,300,000.00	1,271,114.00	1,300,000.00	2.916	455	2.916		05/01/2024
MC1560	1560	Pub Fin Auth (Bass Lake)		04/05/2017	4,920,000.00	4,920,000.00	4,920,000.00	3.500	3,865	3.500		09/01/2033

Data Updated: SET_1PM: 02/10/2023 09:45

Run Date: 02/10/2023 - 09:46

Portfolio MAD
RC
PM (PRF_PM2) 7.3.11

Portfolio Management by Fund
Portfolio Management
Portfolio Details - Investments
January 31, 2023

CUSIP	Investment #	Issuer	Average Balance	Purchase Date	Par Value	Market Value	Book Value	Stated Rate	Days to Maturity	YTM 365 Moody's	Maturity Date
Municipal Bond											
SYS1621	1621	Rolling Hills		01/30/2019	2,309,427.00	2,309,427.00	2,309,427.00	3.750	5,692	3.683	09/02/2038
Subtotal and Average			8,529,427.00		8,529,427.00	8,500,541.00	8,529,427.00		3,840	3.460	
Grant Anticipation Note											
MD 10A 1791	1791	MD 10A Madera Ranchos		01/25/2022	1,500,000.00	1,500,000.00	1,500,000.00	0.589	149	0.597	06/30/2023
MD1794	1794	MD36-Eastin Arcola		01/25/2022	400,000.00	400,000.00	400,000.00	0.589	333	0.589	12/31/2023
MD1793	1793	MD85 Valeta		01/25/2022	400,000.00	400,000.00	400,000.00	0.589	333	0.589	12/31/2023
CSA 1 PII 1807	1807	CSA 1 Indian Lakes		06/07/2022	342,000.00	342,000.00	342,000.00	1.000	850	1.014	05/31/2025
MD 19 PII 1808	1808	MD19 Parkwood		06/07/2022	444,000.00	444,000.00	444,000.00	1.000	850	1.014	05/31/2025
CSA 1 1790	1790	CSA 1 Indian Lakes		01/25/2022	190,000.00	190,000.00	190,000.00	0.589	880	0.589	06/30/2025
MD1792	1792	MD19 Parkwood		01/25/2022	240,000.00	240,000.00	240,000.00	0.589	880	0.589	06/30/2025
MD 28 1816	1816	MD 28 RIPPERDAN		10/18/2022	300,000.00	300,000.00	300,000.00	1.000	990	1.014	10/18/2025
Subtotal and Average			3,816,000.00		3,816,000.00	3,816,000.00	3,816,000.00		480	0.713	
Total and Average			833,798,371.68		834,459,514.02	794,232,065.16	827,960,097.88		681	1.844	



**Madera Co Investment Portfolio
Transaction Activity Report
January 1, 2023 - January 31, 2023
Sorted by Fund - Fund
All Funds**

Madera County
200 W. 4th Street
Madera, CA 93637
(559)675-7013

Investment #	Fund	TransactionType	New Principal	Principal Paydowns	Interest	Total Cash
1831	01	Purchase	9,667,391.70			-9,667,391.70
1829	01	Purchase	9,994,626.58			-9,994,626.58
1830	01	Purchase	4,558,056.94			-4,558,056.94
1834	01	Purchase	9,905,231.35			-9,905,231.35
1833	01	Purchase	9,980,100.00			-9,980,100.00
1832	01	Purchase	10,000,000.00			-10,000,000.00
1486	01	Purchase	240,645.33			-240,645.33
1709	01	Redemption		5,000,000.00		5,000,000.00
1486	01	Redemption		25,000,000.00		25,000,000.00
1486	01	Redemption		20,000,000.00		20,000,000.00
1674	01	Interest			7,950.00	7,950.00
1675	01	Interest			7,950.00	7,950.00
1694	01	Interest			17,500.00	17,500.00
1695	01	Interest			7,500.00	7,500.00
1696	01	Interest			26,000.00	26,000.00
1697	01	Interest			13,750.00	13,750.00
1699	01	Interest			9,600.00	9,600.00
1700	01	Interest			3,750.00	3,750.00
1708	01	Interest			6,250.00	6,250.00
1709	01	Interest			3,125.00	3,125.00
1731	01	Interest			6,250.00	6,250.00
1736	01	Interest			15,625.00	15,625.00
1743	01	Interest			22,500.00	22,500.00
1746	01	Interest			13,000.00	13,000.00
1747	01	Interest			11,250.00	11,250.00
1749	01	Interest			5,000.00	5,000.00
1753	01	Interest			9,375.00	9,375.00
1773	01	Interest			11,250.00	11,250.00
1780	01	Interest			6,750.00	6,750.00
1782	01	Interest			12,750.00	12,750.00
1783	01	Interest			17,000.00	17,000.00
1784	01	Interest			25,500.00	25,500.00
1786	01	Interest			22,500.00	22,500.00
1787	01	Interest			22,500.00	22,500.00
1795	01	Interest			21,875.00	21,875.00

Portfolio MAD
RC

TA (PRF_TA) 7.3.11
Report Ver. 7.3.11

Madera Co Investment Portfolio
Transaction Activity Report
Sorted by Fund - Fund

Investment #	Fund	TransactionType	New Principal	Principal Paydowns	Interest	Total Cash
1816	01	Interest			775.00	775.00
1822	01	Interest			43,750.00	43,750.00
1822	01	Accr Int		30,672.55	-30,672.55	0.00
1827	01	Interest			137,500.00	137,500.00
1827	01	Accr Int		106,861.41	-106,861.41	0.00
1486	01	Interest			240,645.33	240,645.33
Totals for Pool			54,346,051.90	50,137,533.96	611,636.37	-3,596,881.57
130	02	Redemption		48,067,564.14		48,067,564.14
Totals for Non Pool Investment				48,067,564.14		48,067,564.14
Grand Total			54,346,051.90	98,205,098.10	611,636.37	44,470,682.57

Disclosure

Although this information has been obtained from sources which we believe to be reliable, we do not guarantee its accuracy, and it may be incomplete or condensed. This is for informational purposes only and is not intended as an offer or solicitation with respect to the purchase or sale of any security. All herein listed securities are subject to availability and change in price. Past performance is not indicative of future results, and changes in any assumptions may have a material effect on projected results. Ratings on all securities are subject to change.

FHN Financial Capital Markets, FHN Financial Portfolio Advisors, and FHN Financial Municipal Advisors are divisions of First Horizon Bank. FHN Financial Securities Corp., FHN Financial Main Street Advisors, LLC, and FHN Financial Capital Assets Corp. are wholly owned subsidiaries of First Horizon Bank. FHN Financial Securities Corp. is a member of FINRA and SIPC — <http://www.sipc.org/>.

FHN Financial Municipal Advisors is a registered municipal advisor. FHN Financial Portfolio Advisors is a portfolio manager operating under the trust powers of First Horizon Bank. FHN Financial Main Street Advisors, LLC is a registered investment advisor. None of the other FHN entities, including FHN Financial Capital Markets, FHN Financial Securities Corp., or FHN Financial Capital Assets Corp. are acting as your advisor, and none owe a fiduciary duty under the securities laws to you, any municipal entity, or any obligated person with respect to, among other things, the information and material contained in this communication. Instead, these FHN entities are acting for their own interests. You should discuss any information or material contained in this communication with any and all internal or external advisors and experts that you deem appropriate before acting on this information or material.

FHN Financial, through First Horizon Bank or its affiliates, offers investment products and services. Investment products are not FDIC insured, have no bank guarantee, and may lose value.

Source: ICE Data Indices, LLC ("ICE"), is used with permission. ICE, ITS AFFILIATES AND THEIR RESPECTIVE THIRD PARTY SUPPLIERS DISCLAIM ANY AND ALL WARRANTIES AND REPRESENTATIONS, EXPRESS AND/OR IMPLIED, INCLUDING ANY WARRANTIES OF MERCHANTABILITY OR FITNESS FOR A PARTICULAR PURPOSE OR USE, INCLUDING THE INDICES, INDEX DATA AND ANY DATA INCLUDED IN, RELATED TO, OR DERIVED THEREFROM. NEITHER ICE DATA, ITS AFFILIATES OR THEIR RESPECTIVE THIRD PARTY PROVIDERS SHALL NOT BE SUBJECT TO ANY DAMAGES OR LIABILITY WITH RESPECT TO THE QUALITY, ADEQUACY, ACCURACY, TIMELINESS OR COMPLETENESS OF THE INDICES OR THE INDEX DATA OR ANY COMPONENT THEREOF, AND THE INDICES AND INDEX DATA AND ALL COMPONENTS THEREOF ARE PROVIDED ON AN "AS IS" BASIS AND SUBSCRIBER'S USE IS AT SUBSCRIBER'S OWN RISK. ICE DATA, ITS AFFILIATES AND THEIR RESPECTIVE THIRD PARTY DO NOT SPONSOR, ENDORSE, OR RECOMMEND FHN FINANCIAL MAIN STREET ADVISORS, LLC, OR ANY OF ITS PRODUCTS OR SERVICES.