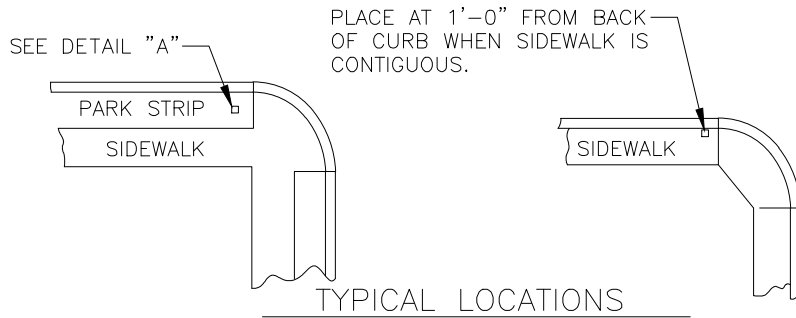
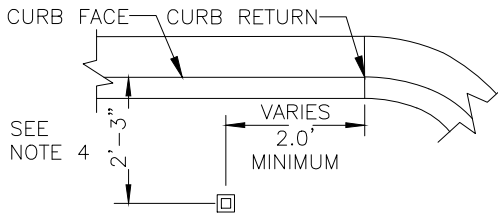


S:\ENG\STANDARD PLANS\County\ST-30 Street Name Sign.DWG 2-27-12 01:02:43 PM jchandler



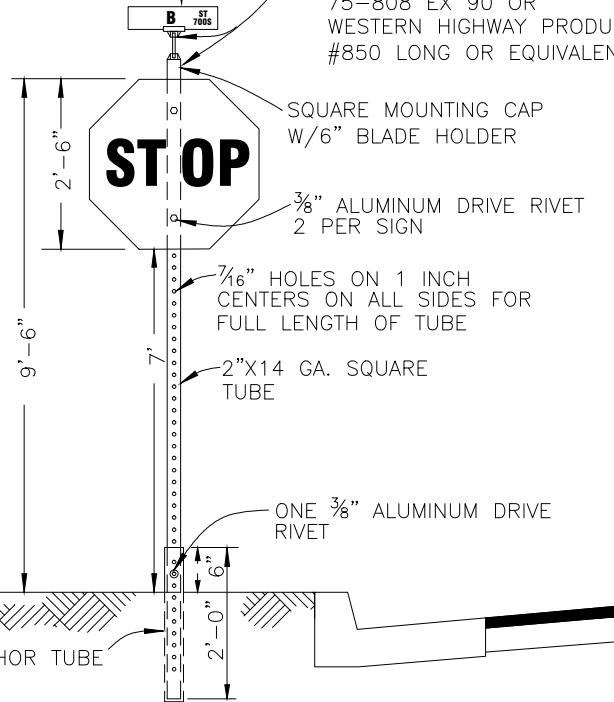
TYPICAL LOCATIONS  
STREET NAME SIGNS SHALL BE LOCATED AT INTERSECTION CORNERS MOUNTED ON TOP OF STOP SIGN POST WHERE POSSIBLE.



DETAIL "A"

STREET NAME (FACE AND PLATE DETAIL See Sheet ST-31)

CAST ALUMINUM MOUNTING HARDWARE (ONLY CONE POINT VANDAL RESISTANT PINNED SET SCREWS ALLOWED)  
90° CROSS MEMBER: 75-808 EX 90 OR WESTERN HIGHWAY PRODUCTS #850 LONG OR EQUIVALENT.



ELEVATION

STOP SIGN SPECIFICATIONS

R1-1, 30X30, WH/R, \*H.I.P./080, FD

NOTES:

1. 12 AND 14 GAUGE TUBINGS SHALL COMPLY WITH ASTM A653, HOT DIP GALVANIZED, COATING DESIGNATION G-140.
2. RESIDENTIAL STREETS SHALL HAVE ONE SET OF STREET NAME SIGNS PER INTERSECTION. COLLECTOR AND ARTERIAL STREETS SHALL HAVE TWO SETS OF STREET NAME SIGNS PER INTERSECTION
3. USE THE SAME POST ASSEMBLY FOR ALL TYPES OF SIGNS INSTALLED UPON PUBLIC RIGHT OF WAY.
4. POST SHALL BE PLACED 2'-3" FROM FACE OF CURB WHERE PARK STRIP PATTERN SIDEWALK EXISTS, OR WHERE NO SIDEWALK, EXISTS AND AT 1'-0" FROM BACK OF CURB WHERE A CONTIGUOUS SIDEWALK EXISTS.

\*H.I.P.= HIGH INTENSITY PRISMATIC REFLECTIVE SHEETING

DRAWN BY	J.S.
DATE	7/31/2009
REVISED BY	J.S.C.
DATE	3/3/2011

**COUNTY OF MADERA**

**STREET NAME SIGN, STOP SIGN AND SIGN POST ASSEMBLY**

DRAWING NO.	ST-30
-------------	-------