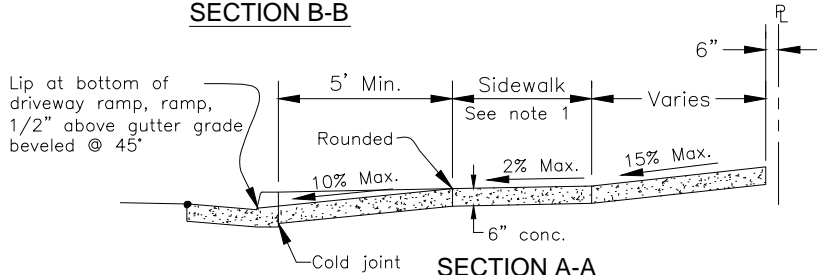
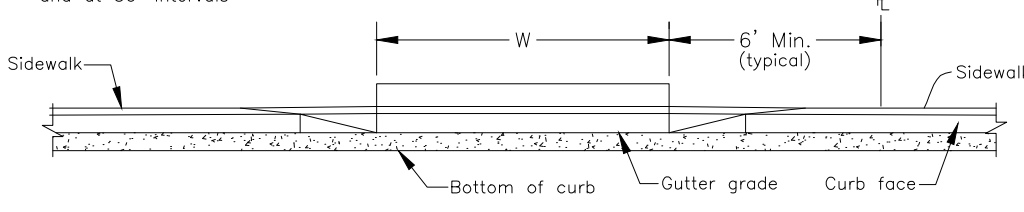
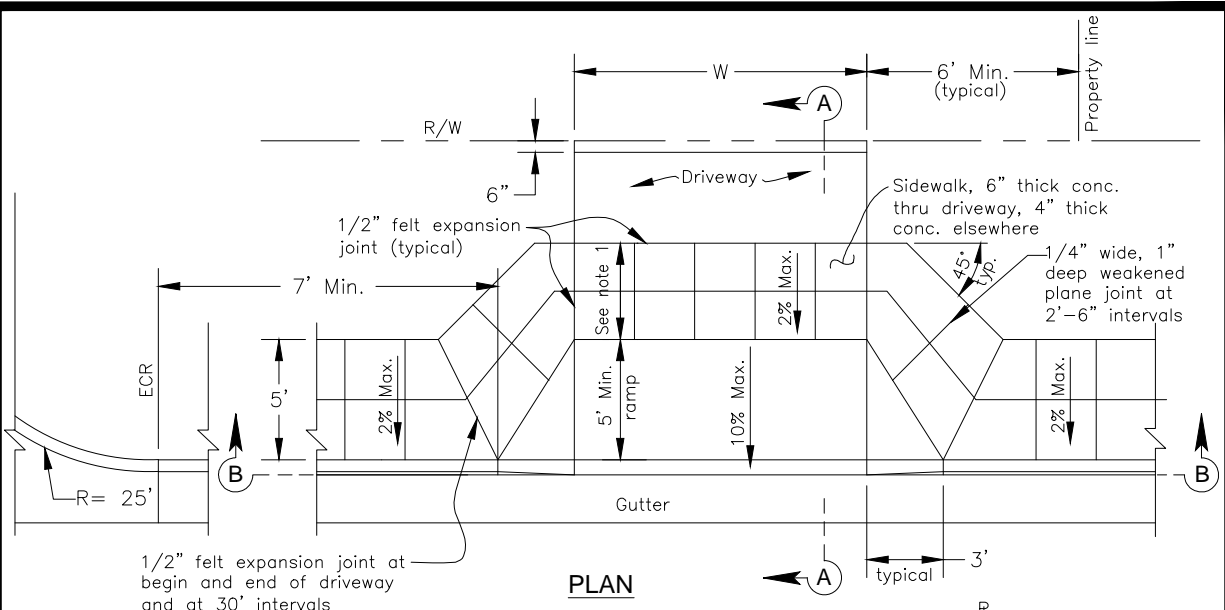


S:\ENG\STANDARD PLANS\County\ST-24A Sidewalk Approach Detail-1.DWG 2-27-12 12:59:01 PM jchandler



ZONING OF PROPERTY	"W", MAX.	"W", MAX. - ONLY WITH PRIOR APPROVAL, SEE NOTE 5
RESIDENTIAL	ONE AT 25' OR TWO TOTALING 30' IF FRONTAGE EXCEEDS 75' WIDE	ONE AT 40% OF FRONTAGE, 50' MAX. WIDTH

**NOTES:**

1. MINIMUM WIDTH OF CLEAR PASSAGEWAY FOR SIDEWALK BEHIND DRIVEWAY SHALL BE 4 FEET. WHERE RIGHT OF WAY RESTRICTIONS, NATURAL BARRIERS OR OTHER EXISTING CONDITIONS CREATE AN UNREASONABLE HARDSHIP, THE CLEAR PASSAGEWAY WIDTH MAY BE REDUCED TO 3'-0".
2. DIFFERENCE IN SLOPE OF THE DRIVEWAY RAMP AND THE SLOPE OF A LINE BETWEEN THE GUTTER AND A POINT ON THE ROADWAY 5 FEET FROM THE GUTTER LINE SHALL NOT EXCEED 15%. REDUCE DRIVEWAY RAMP SLOPE, NOT GUTTER SLOPE WHERE REQUIRED.
3. A CONCRETE CURING COMPOUND SHALL BE APPLIED TO FRESH CONCRETE BY ROLLING, BRUSHING, OR SPRAYING.
4. SUBGRADE UNDER DRIVEWAY SHALL BE COMPACTED TO 95% RELATIVE COMPACTION FOR A DEPTH OF 12".
5. APPROACHES WIDER THAN THE STATED MAXIMUMS MAY BE ALLOWED SUBJECT TO THE PRIOR APPROVAL OF THE ROAD COMMISSIONER OR HIS DESIGNEE.

DRAWN BY	_____
DATE	3/5/1980
REVISED BY	J.S.C.
DATE	3/17/2011

**COUNTY OF MADERA**

**RESIDENTIAL APPROACH  
WITH SIDEWALK DETAIL**

DRAWING NO.	ST-24A
-------------	--------