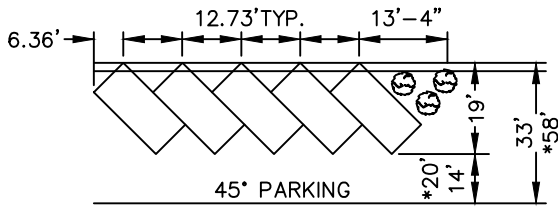


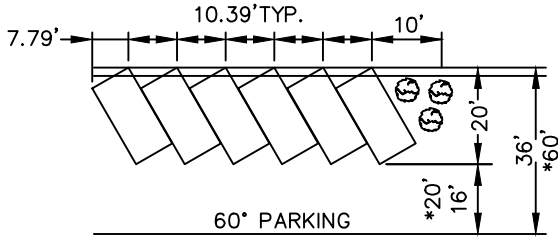
V:\CAD Files\E Dwg\E-4A Parking Requirements.DWG 10-17-11 10:59:56 AM eli.mcfarland

PARKING SPACE SIZE

9' X 18' – FULL SIZE  
 8½' X 15' – COMPACT  
 COMPACT SPACES –  
 30% OF REQUIRED  
 NUMBER, MAXIMUM

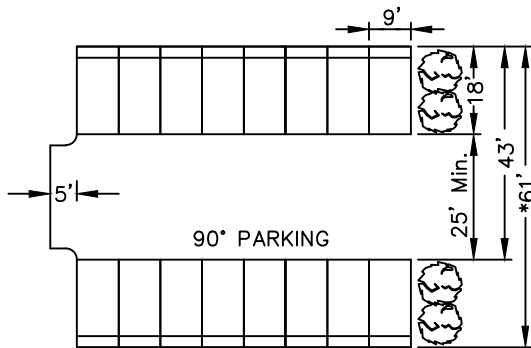


45° PARKING



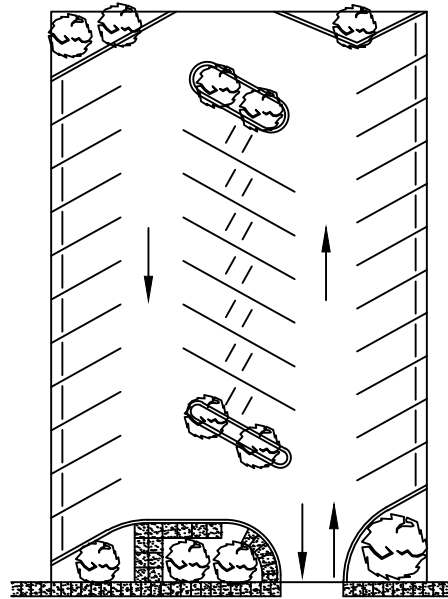
60° PARKING

\* DENOTES TWO-WAY TRAFFIC

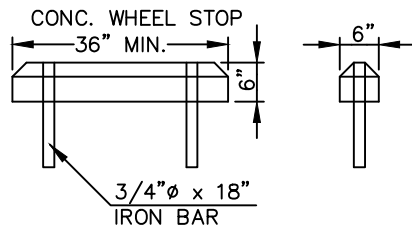


90° PARKING

\* DENOTES TWO-WAY TRAFFIC



TYPICAL PARKING LOT  
 DESIGN AND LANDSCAPE



Spec's By \_\_\_\_\_

Drawn By J. SHIELDS

APPROVED BY \_\_\_\_\_

**COUNTY OF MADERA**

**PARKING LOT  
 REQUIREMENTS**

Date:  
 7-1-81

Scale:  
 NONE

Drawing No.  
 E-4A

REVISIONS	8/1/02	9/3/09	4/20/2011
-----------	--------	--------	-----------